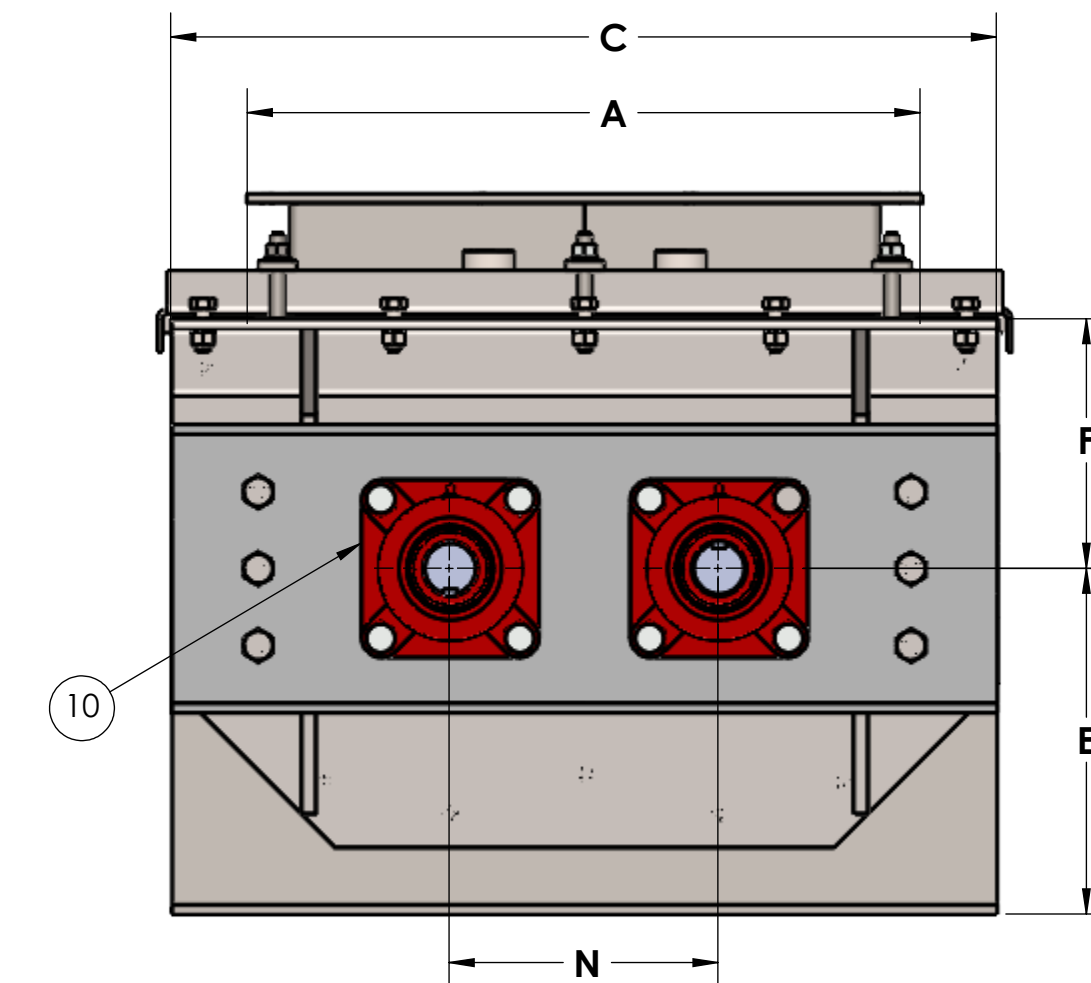
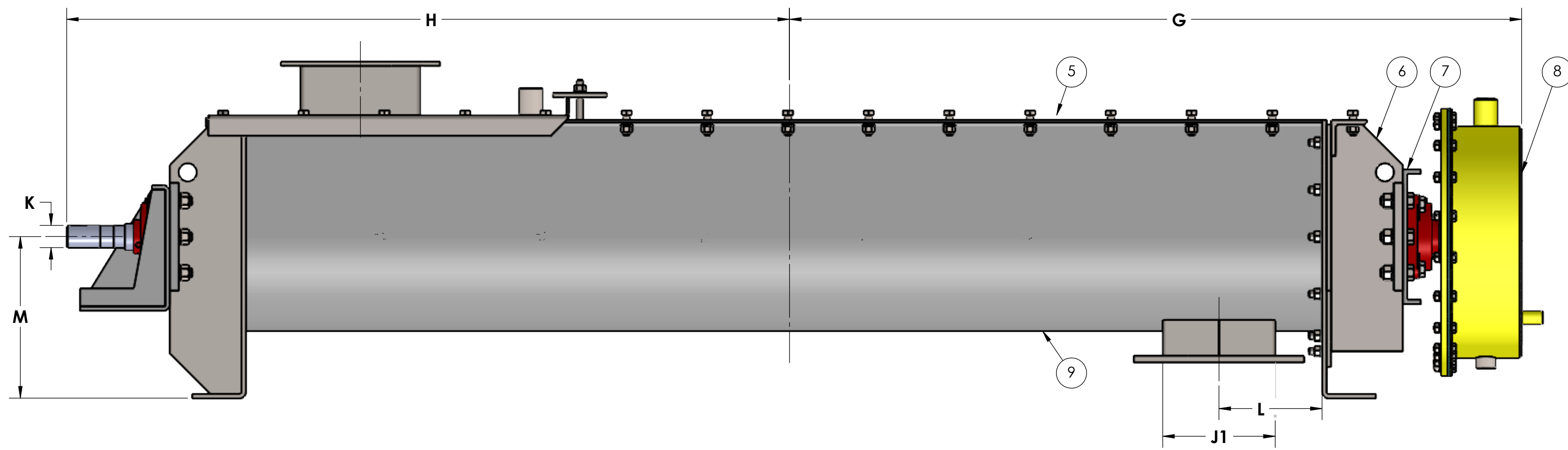
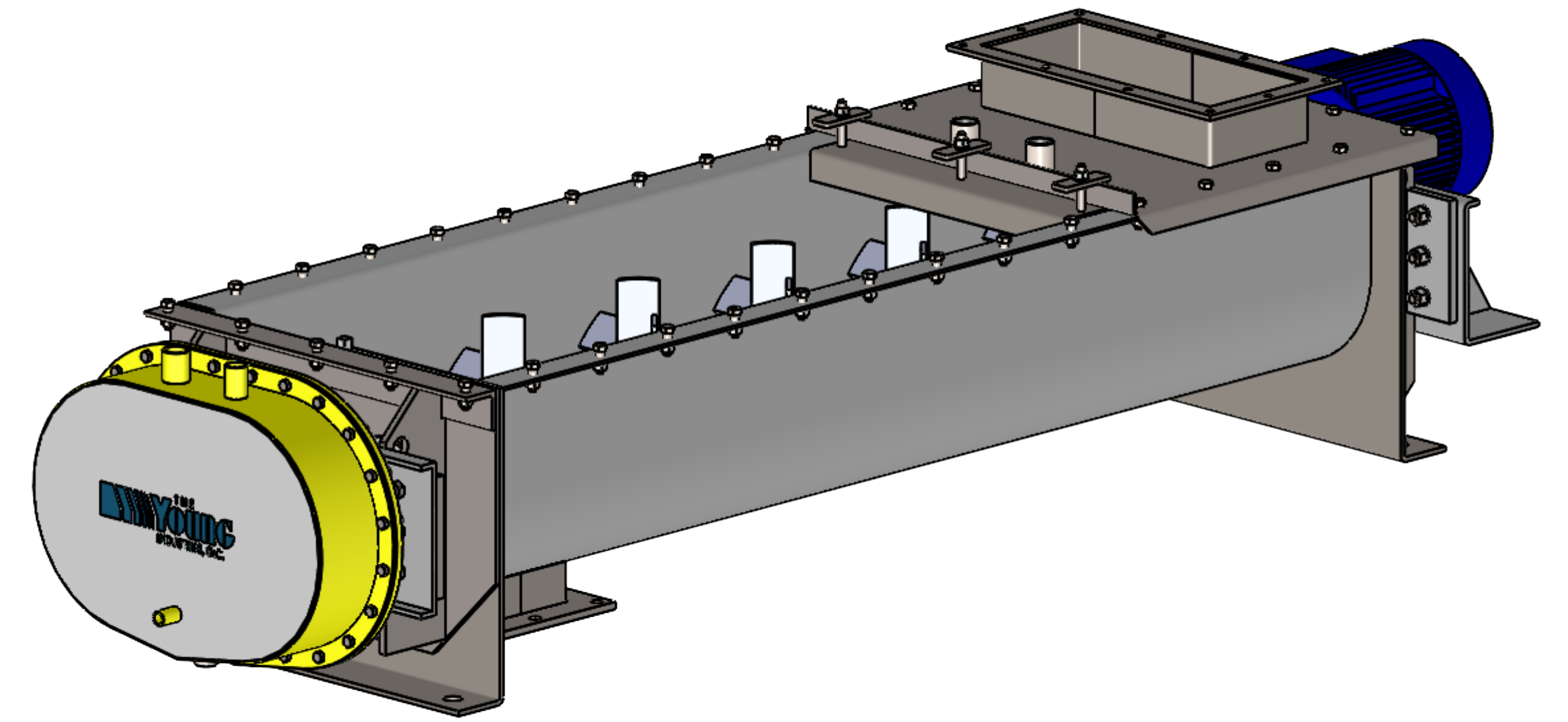


NOTE: TOP COVER & DRIVE REMOVED FOR CLARITY



NOTE: GEAR GUARD REMOVED FOR CLARITY

MIXER SIZE	RETAINED VOLUME (CU. FT.)	A	B	C	D	E	F	G	H	J1	J2	K	L	M	N	STD. SPEED (RPM)
4 X 36	.32	7.00	36.00	9.75	1.25	3.50	3.50	30.13	30.13	3.00	5.00	1.19	3.50	3.00	3.00	575
4 X 48	.44	7.00	48.00	9.75	1.25	3.50	3.50	36.13	36.13	3.00	5.00	1.19	3.50	3.00	3.00	575
4 X 60	.56	7.00	60.00	9.75	1.25	3.50	3.50	42.13	42.13	3.00	5.00	1.19	3.50	3.00	3.00	575
4 X 72	.69	7.00	72.00	9.75	1.25	3.50	3.50	48.13	48.13	3.00	5.00	1.19	3.50	3.00	3.00	575
6 X 36	.74	10.00	36.00	13.38	1.50	5.00	4.50	28.13	27.88	5.00	8.00	1.44	4.00	4.50	4.00	380
6 X 48	1.05	10.00	48.00	13.38	1.50	5.00	4.50	34.13	33.88	5.00	8.00	1.44	4.00	4.50	4.00	380
6 X 60	1.35	10.00	60.00	13.38	1.50	5.00	4.50	40.13	39.88	5.00	8.00	1.44	4.00	4.50	4.00	380
6 X 72	1.65	10.00	72.00	13.38	1.50	5.00	4.50	46.13	45.88	5.00	8.00	1.44	4.00	4.50	4.00	380
6 X 84	1.96	10.00	84.00	13.38	1.50	5.00	4.50	52.13	51.88	5.00	8.00	1.44	4.00	4.50	4.00	380
9 X 36	1.73	16.00	36.00	20.38	2.00	7.00	6.50	29.63	29.88	6.00	12.00	1.94	5.00	6.00	7.00	255
9 X 48	2.47	16.00	48.00	20.38	2.00	7.00	6.50	35.63	35.88	6.00	12.00	1.94	5.00	6.00	7.00	255
9 X 60	3.21	16.00	60.00	20.38	2.00	7.00	6.50	41.63	41.88	6.00	12.00	1.94	5.00	6.00	7.00	255
9 X 72	3.95	16.00	72.00	20.38	2.00	7.00	6.50	47.63	47.88	6.00	12.00	1.94	5.00	6.00	7.00	255
9 X 84	4.68	16.00	84.00	20.38	2.00	7.00	6.50	53.63	53.88	6.00	12.00	1.94	5.00	6.00	7.00	255
9 X 96	5.42	16.00	96.00	20.38	2.00	7.00	6.50	59.63	59.88	6.00	12.00	1.94	5.00	6.00	7.00	255
12 X 48	4.19	22.00	48.00	26.38	2.00	10.00	9.00	36.88	38.63	8.00	16.00	2.19	6.00	9.00	9.00	170
12 X 60	5.52	22.00	60.00	26.38	2.00	10.00	9.00	42.88	44.63	8.00	16.00	2.19	6.00	9.00	9.00	170
12 X 72	6.84	22.00	72.00	26.38	2.00	10.00	9.00	48.88	50.63	8.00	16.00	2.19	6.00	9.00	9.00	170
12 X 84	8.16	22.00	84.00	26.38	2.00	10.00	9.00	54.88	56.63	8.00	16.00	2.19	6.00	9.00	9.00	170
12 X 96	9.49	22.00	96.00	26.38	2.00	10.00	9.00	60.88	62.63	8.00	16.00	2.19	6.00	9.00	9.00	170
12 X 108	10.81	22.00	108.00	26.38	2.00	10.00	9.00	66.88	68.63	8.00	16.00	2.19	6.00	9.00	9.00	170

NOTE: SPECIFICATIONS SUBJECT TO CHANGE WITHOUT NOTIFICATION

LEGEND

- ① DRIVE MOUNTING SUPPORT BRACKET (DRIVE NOT SHOWN)
- ② TWIN SHAFT MIXER COVER CLAMP BAR
- ③ AGITATOR
- ④ WEIR GATE ASSEMBLY
- ⑤ TWIN SHAFT MIXER COVER
- ⑥ TWIN SHAFT MIXER REMOVABLE END
- ⑦ BEARING MOUNTING PLATE
- ⑧ OIL TIGHT GEAR GUARD
- ⑨ TWIN SHAFT MIXER BODY
- ⑩ BEARING, SEALMASTER

UNIT WEIGHT
640.63 LBS

GENERAL TOLERANCES	
UNLESS OTHERWISE SPECIFIED THE FOLLOWING SHALL APPLY	
MACHINING - .XX# .02 .XXX# .005 ANGLES - 30°	
SURFACE ROUGHNESS HEIGHT .63 MICRONS INCHES OR LESS	
FABRICATION - UNDER 4 6 TO 24 24 TO 60 OVER 60	
± .06 ± .12 ± .19 ± .25	
UNLESS OTHERWISE SPECIFIED DIMENSIONS ARE IN INCHES.	
UNLESS SPECIFIED DIMENSIONS & TOLERANCES INTERPRETED PER ASME Y14.5-2009	
3RD	

REV. NO.	DESCRIPTION	DATE	BY
REVISIONS			
CUSTOMER:			
CUSTOMER PO NUMBER:			
YOUNG JOB NUMBER:			
TITLE			
YOUNG INDUSTRIES CONTINUOUS TWIN SHAFT MIXER W/ WEIR PLATE ASSEMBLY, SIZE 4" X 36" TO 12" X 108"			
STANDARD DIMENSION SHEET			
MUNICIPALITY, PENNSYLVANIA 17756			
TELEPHONE: 570-546-3165			
DRAWN BY: JPR		DATE: 08/23/24	
CHECKED BY:		SCALE=1:5	
DRAWING NUMBER		SHEET 1 OF 1	
D-21404-32		REV: 00	