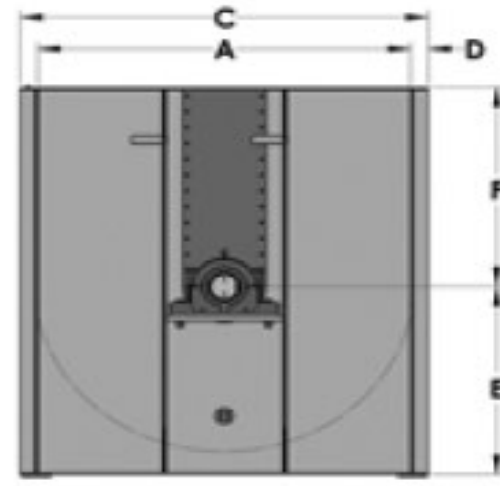
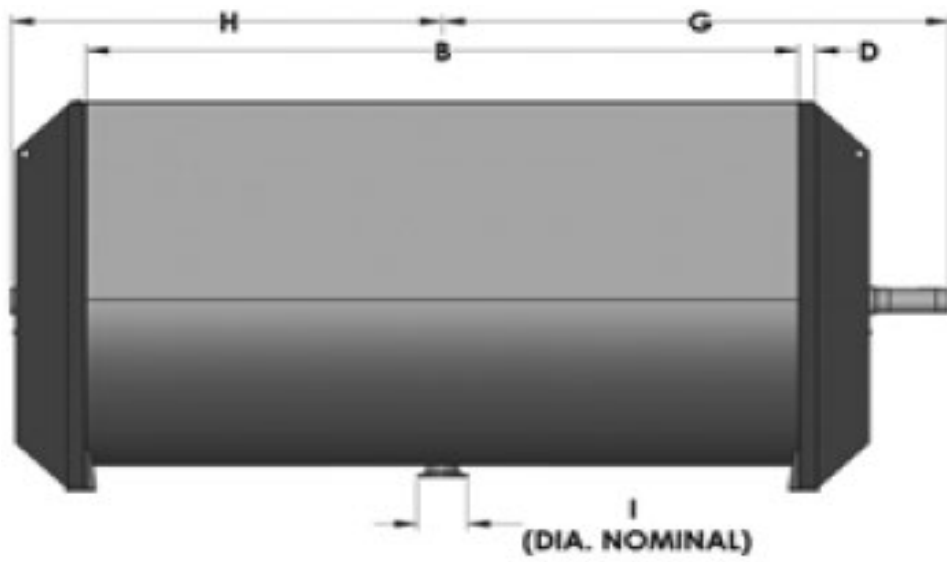
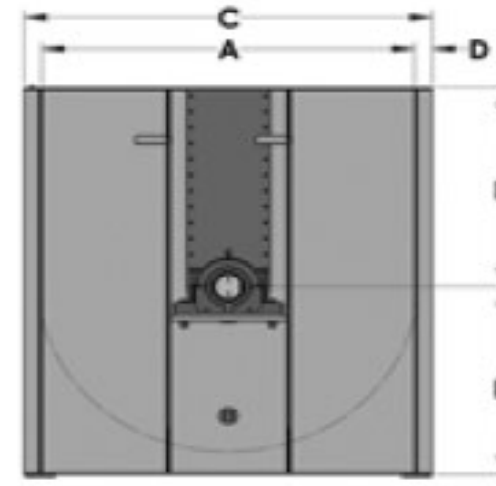
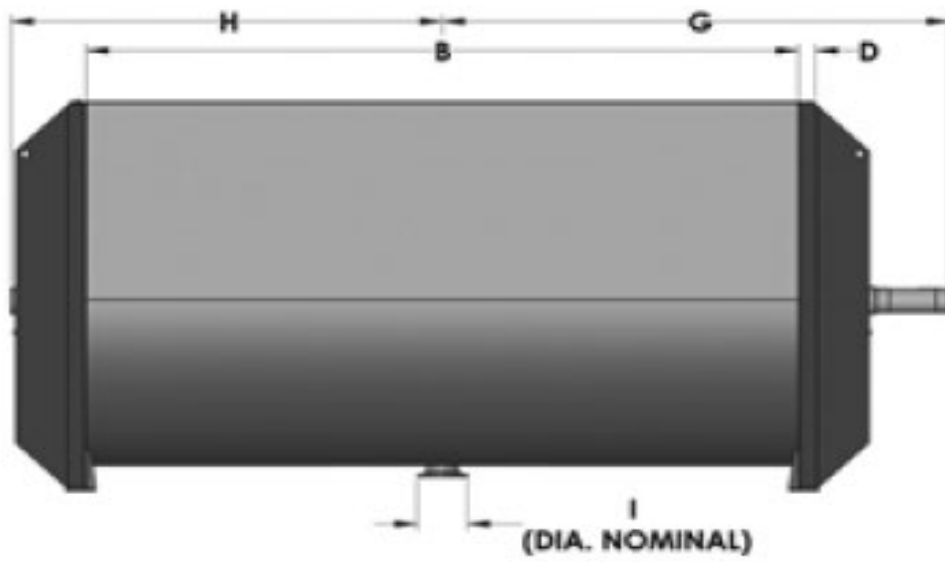


Mixer Designation (Size in cu. Ft.)	Overall Dimensions (Inches)									Speed (RPM)	HP	Shipping Weight Less Drive (lbs.)
	A	B	C	D	E	F	G	H	I			
5	16	36	22	2	16	12	28 1/2	24 1/2	4	70	1 1/2	650
7 1/2	20	42	24	2 1/2	17	13	32	28	4	63	2	830
10	22	46	27	2 1/2	18	14	36 1/2	32	4	57	3	960
12 1/2L	22	60	27	2 1/2	18	14	42 1/2	38	4	57	3	1200
12 1/2	24	48	29	2 1/2	19	15	36 1/2	32	4	52	3	1020
12 1/2S	28	36	33	2 1/2	21	16	30 1/2	36	4	44	3	900
15L	24	60	29	2 1/2	19	15	43 1/4	38 3/4	6	52	5	1295
15	26	54	31	2 1/2	20	17	40 1/4	35 3/4	6	48	5	1100
15S	28	42	33	2 1/2	21	18	34 1/4	29 1/2	6	44	5	970
20L	26	66	31	2 1/2	20	17	48 1/4	41 3/4	6	48	5	1345
20	28	60	33	2 1/2	21	18	45 1/4	38 3/4	6	44	5	1145
20S	30	48	35	2 1/2	22	19	39 1/4	32 3/4	6	41	5	1010
25L	28	72	33	2 1/2	21	18	51 1/2	45	6	44	7 1/2	1405
25	30	60	35	2 1/2	22	19	45 1/2	39	6	41	7 1/2	1195
25S	32	54	37	2 1/2	23	20	42 1/2	38	6	39	7 1/2	1055
30L	30	78	35	2 1/2	22	19	54 1/2	48	6	41	7 1/2	1555
30	32	66	37	2 1/2	23	20	48 1/2	42	6	39	7 1/2	1320
30S	34	60	39	2 1/2	24	21	45 1/2	39	6	36	7 1/2	1160
40L	32	84	37	2 1/2	23	20	57 1/2	51	8	39	7 1/2	1880
40	36	72	41	2 1/2	25	22	51 1/2	45	8	34	7 1/2	1430
40S	38	60	43	2 1/2	26	23	45 1/2	39	8	32	7 1/2	1260
50L	34	96	39	2 1/2	24	21	64 1/2	58	8	36	10	2095
50	38	78	43	2 1/2	26	23	55 1/2	49	8	32	10	1780
50S	40	66	45	2 1/2	27	24	49 1/2	43	8	31	10	1570
60L	36	102	41	2 1/2	25	22	67 1/2	61	8	34	10	2350
60	40	84	45	2 1/2	27	24	58 1/2	52	8	31	10	200
60S	42	72	47	2 1/2	28	25	52 1/2	46	8	29	10	1765
75L	40	102	45	2 1/2	27	24	69 3/4	62 3/4	8	31	15	2580
75	42	96	47	2 1/2	28	25	66 3/4	59 3/4	8	29	15	2320
75S	48	72	53	2 1/2	30	29	54 3/4	47 3/4	8	26	15	2065
100L	42	120	47	2 1/2	28	25	79	72	8	29	20	3030
100	48	96	53	2 1/2	31	29	67	60	8	26	20	2880
100S	54	72	59	2 1/2	34	33	55	48	8	23	20	2575
150L	48	144	53	2 1/2	31	29	92 1/4	85 1/4	10	26	25	4685
150	54	114	59	2 1/2	34	33	77 1/4	70 1/4	10	23	25	4450
150S	60	90	65	2 1/2	37	36	65 1/4	58 1/4	10	20	25	3980



Mixer Designation (Size in cu. Ft.)	Overall Dimensions (Inches)									Speed (RPM)	HP	Shipping Weight Less Drive (lbs.)
	A	B	C	D	E	F	G	H	I			
200L	54	150	60	3	34	33	96	88 1/2	10	23	30	6425
200	60	120	66	3	37	36	81	73 1/2	10	20	30	5785
200S	66	102	72	3	40	40	72	64 1/2	10	18	30	5140
250L	60	156	66	3	36	36	101 3/4	93 1/4	10	20	40	7805
250	66	126	72	3	40	40	86 3/4	78 1/4	10	18	40	7025
250S	72	108	78	3	43	43	77 3/4	69 1/4	10	17	40	6245
300L	66	156	72	3	40	40	101 3/4	93 1/4	10	19	40	8700
300	72	132	78	3	43	43	89 3/4	81 1/4	10	17	40	8265
300S	78	108	84	3	46	47	77 3/4	69 1/4	10	16	40	7395
350L	66	174	72	3	40	40	113 1/4	104 1/4	10	19	50	10245
350	72	150	78	3	43	43	101 3/4	92 1/4	10	17	50	9735
350S	78	128	84	3	46	47	89 1/4	80 1/4	10	16	50	8710
400L	72	168	78	3	43	43	112 1/2	101 1/4	10	17	60	10905
400	78	144	84	3	46	47	100 1/2	89 1/4	10	16	60	10360
400S	84	126	90	3	49	50	91 1/2	80 1/4	10	14	60	9270
450L	72	192	78	3	43	43	124	113 1/4	10	17	60	12465
450	78	162	84	3	46	46	109 1/2	98 1/4	10	16	60	11840
450S	84	138	90	3	49	49	97 1/2	86 1/4	10	14	60	10595
500L	78	180	84	3	46	47	119 1/2	108 1/4	12	16	75	14150
500	84	156	90	3	49	50	107 1/2	96 1/4	12	14	75	13445
500S	90	138	96	3	52	54	98 1/2	87 1/4	12	13	75	12030
550L	78	198	86	4	46	47	128 1/2	117 1/4	12	16	75	15565
550	84	174	92	4	49	50	116 1/2	105 1/4	12	14	75	14785
550S	90	150	98	4	52	54	104 1/2	93 1/4	12	13	75	13230
600L	84	186	92	4	49	50	125 3/4	114	12	14	100	16925
600	90	162	98	4	52	54	113 3/4	102	12	13	100	16080
600S	96	144	104	4	55	58	104 3/4	93	12	12 1/2	100	14385
650L	84	204	92	4	49	50	134 3/4	123	12	14	100	18565
650	90	180	98	4	52	54	122 3/4	111	12	13	100	17635
650S	96	156	104	4	55	58	110 3/4	99	12	12 1/2	100	15780
700L	84	210	92	4	49	50	137 3/4	126	12	14	100	19110
700	90	192	98	4	52	54	128 3/4	117	12	13	100	17635
700S	96	168	104	4	55	58	116 3/4	105	12	12 1/2	100	15780
750L	90	198	98	4	52	54	131 3/4	120	12	13	100	19275
750	96	180	104	4	55	58	122 3/4	111	12	12 1/2	100	18315
750S	102	162	110	4	58	61	113 3/4	102	12	12	100	16385
800L	90	216	98	4	52	54	141	128	12	13	125	22040



Mixer Designation (Size in cu. Ft.)	Overall Dimensions (Inches)									Speed (RPM)	HP	Shipping Weight Less Drive (lbs.)
	A	B	C	D	E	F	G	H	I			
800	96	192	104	4	55	58	129	116	12	12 1/2	125	10940
800S	102	168	110	4	58	61	117	104	12	12	125	18735
850L	96	204	104	4	55	58	135	122	12	12 1/2	125	22250
850	102	180	110	4	58	61	123	110	12	12	125	21135
850S	108	162	116	4	61	65	114	101	12	11	125	18915
900L	96	216	104	4	55	58	141	128	12	12 1/2	125	23560
900	102	192	110	4	58	61	129	116	12	12	125	22380
900S	108	168	116	4	61	65	117	104	12	11	125	20025
1000L	90	240	102	6	52	54	157	141	14	13	150	25405
1000	102	210	114	6	58	61	142	126	14	12	150	24135
1000S	114	168	126	6	64	68	121	105	14	10 1/2	150	21595
1100L	102	234	114	6	58	61	154	138	14	12	150	26895
1100	108	204	120	6	61	65	139	123	14	11	150	25550
1100S	114	186	126	6	64	68	130	114	14	10 1/2	150	22860
1200L	102	252	114	6	55	61	163	147	14	12	150	28965
1200	108	228	120	6	61	65	151	135	14	11	150	27515
1200S	114	204	126	6	64	68	139	123	14	10 1/2	150	24620

Notes: 1. Standard Horsepower and Speed figures given are sized for mixing free-flowing products weighing 45 lbs. per cubic foot. 2. Mixer Designation is based on size in cubic feet. Standard mixers have no letter designation - "S" designation is for "short" configuration - "L" designation is for "long" configuration.