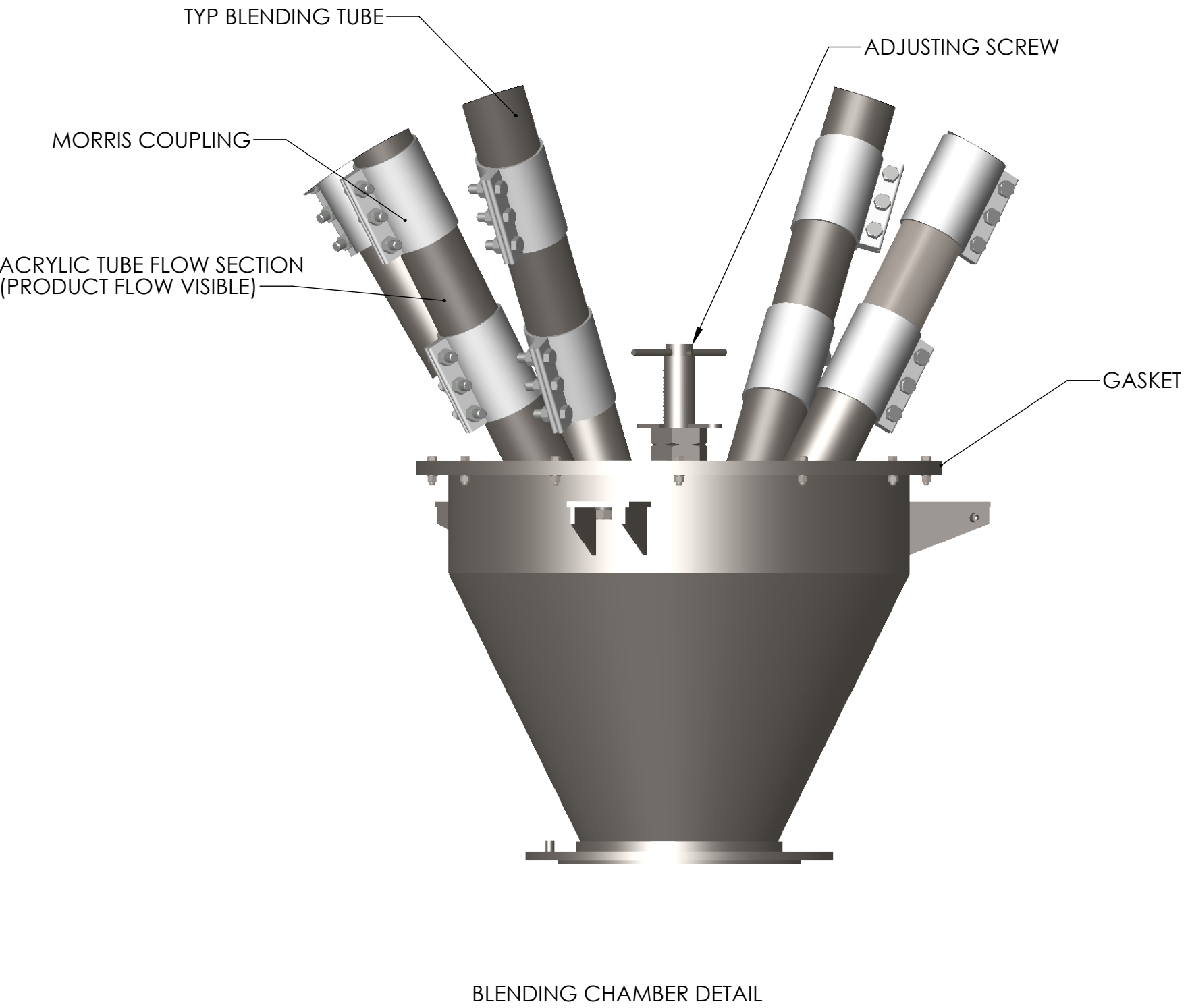
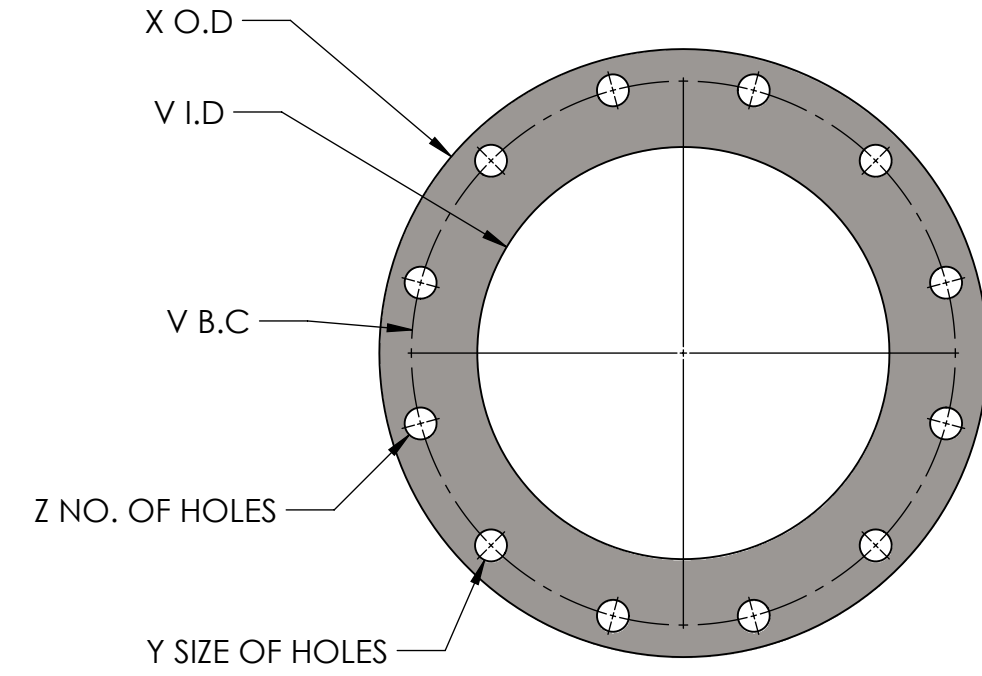
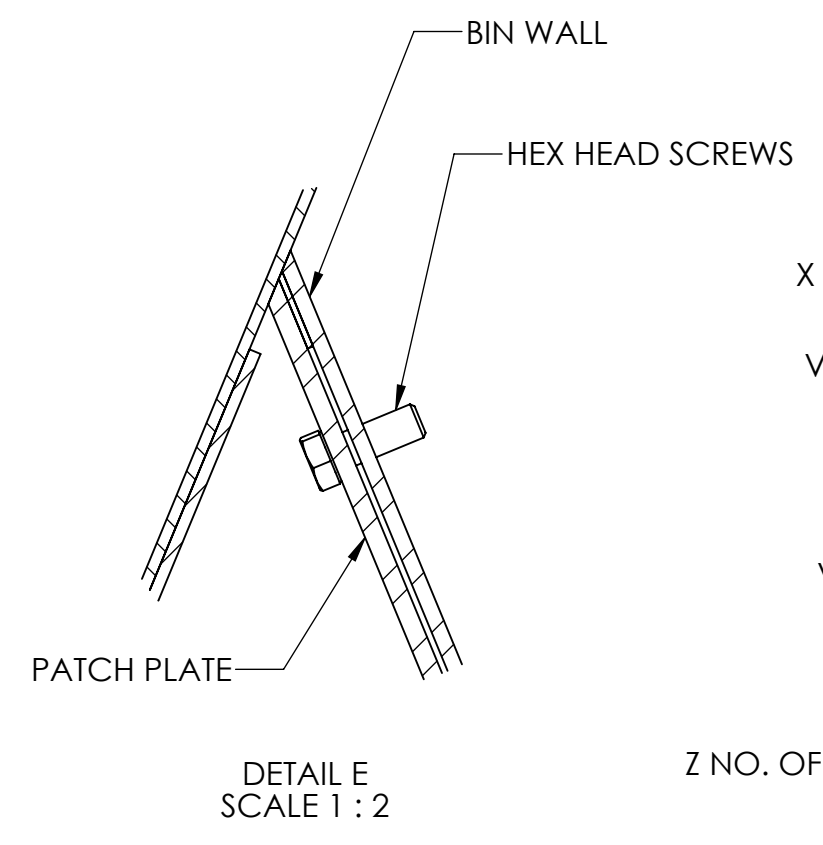
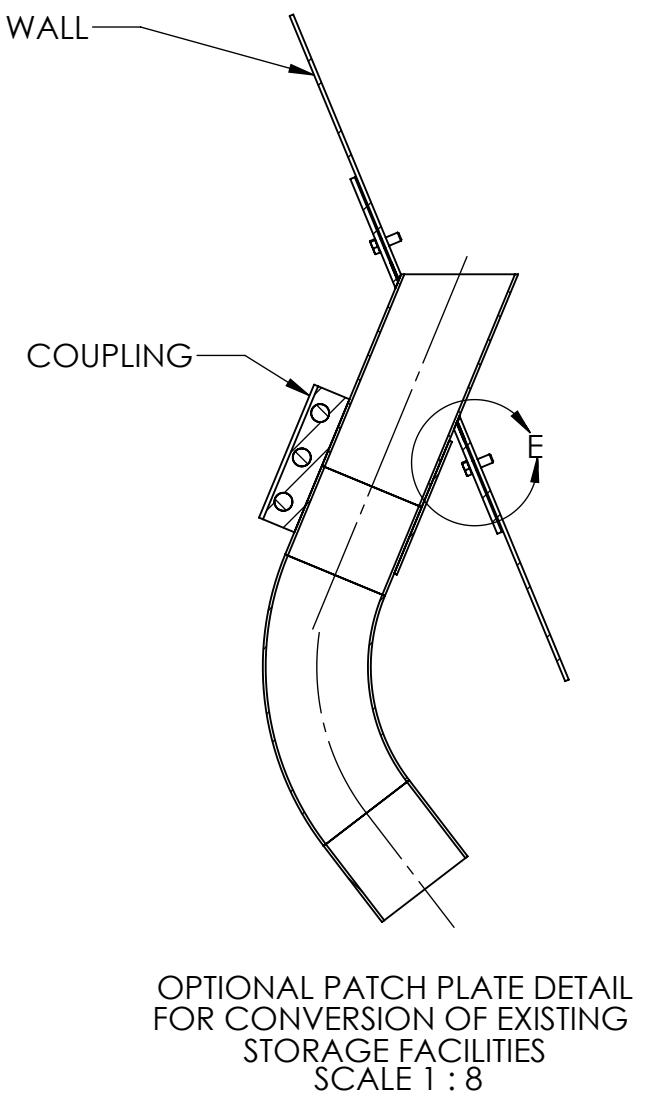
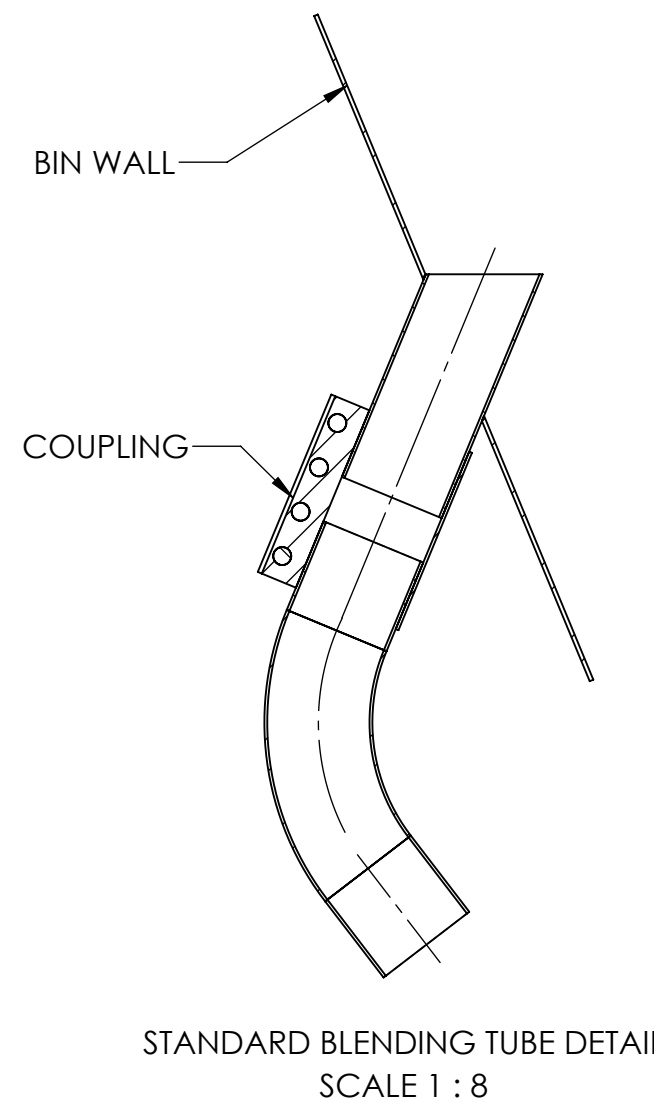
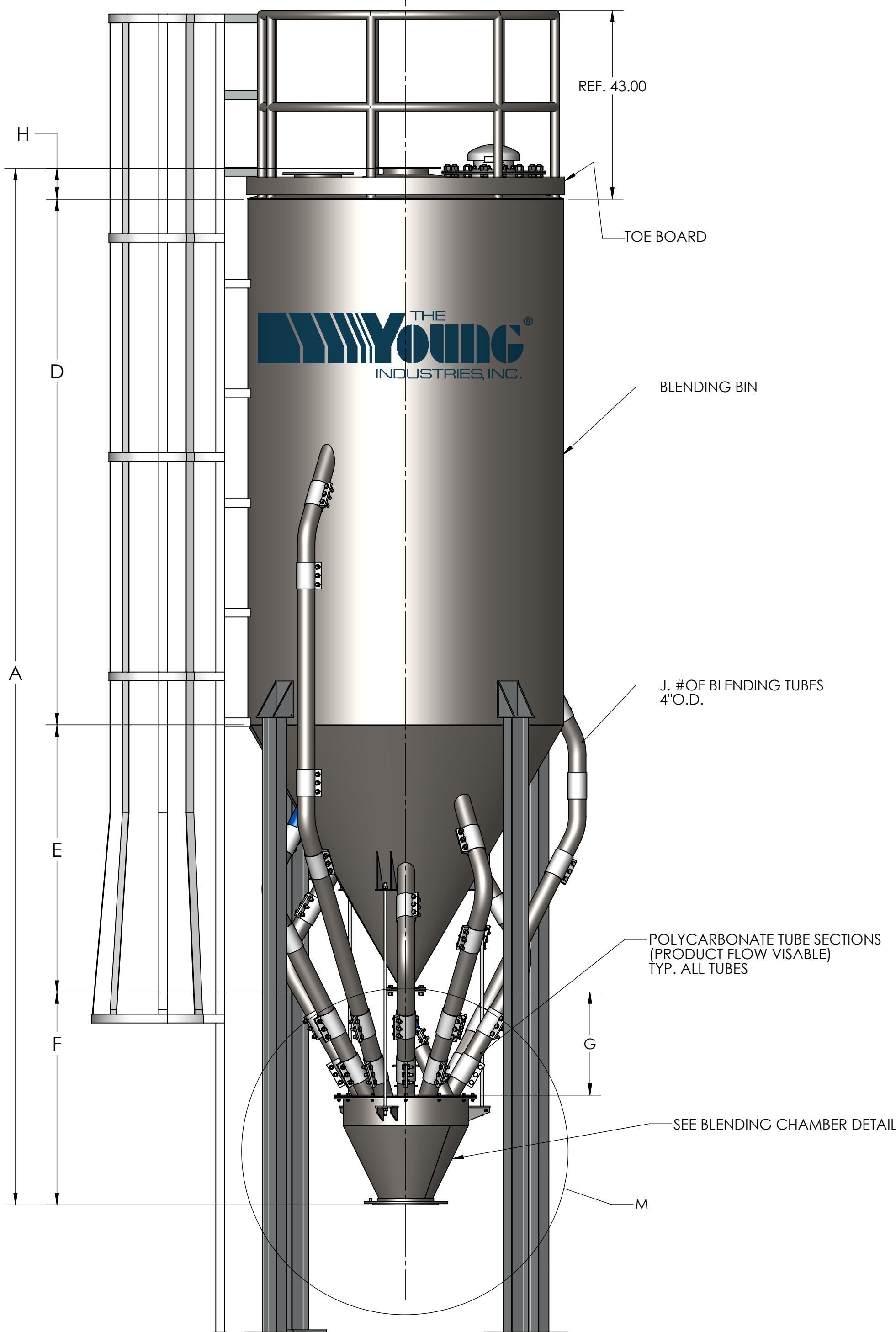


SIZE CU. FT. WORKING CAPACITY	DETAIL "M"										DETAIL "N"					DETAIL "P"									
	A	B	C	D	E	F	G	H	I	J	U	V	X	Y	Z	U	V	X	Y	Z	U	V	X	Y	Z
100	15'-10"	4'-0"	5'-10"	8'-0"	3'-4"	3'-9"	2'-0"	9"	16"	9	6"	9 1/2"	11"	13/16"	8	12"	15 1/2"	18"	11/16"	12	16"	19 1/2"	22"	11/16"	15
200	17'-10"	6'-0"	7'-10"	8'-0"	5'-0"	4'-1"	2'-0"	9"	16"	12	6"	9 1/2"	11"	13/16"	8	18"	21 1/2"	24"	11/16"	15	18"	21 1/2"	24"	11/16"	15
300	19'-10"	6'-0"	7'-10"	10'-0"	5'-0"	4'-1"	2'-0"	9"	16"	12	6"	9 1/2"	11"	13/16"	8	18"	21 1/2"	24"	11/16"	15	18"	21 1/2"	24"	11/16"	15
400	23'-10"	6'-0"	7'-10"	14'-0"	5'-0"	4'-1"	2'-0"	9"	16"	12	6"	9 1/2"	11"	13/16"	8	18"	21 1/2"	24"	11/16"	15	18"	21 1/2"	24"	11/16"	15
500	21'-11"	8'-0"	9'-10"	10'-0"	6'-10"	4'-1"	2'-0"	12"	16"	12	6"	9 1/2"	11"	13/16"	8	24"	27 1/2"	30"	11/16"	20	20"	22"	23 3/4"	9/16"	28
750	26'-11"	8'-0"	9'-10"	15'-0"	6'-10"	4'-1"	2'-0"	12"	16"	12	6"	9 1/2"	11"	13/16"	8	24"	27 1/2"	30"	11/16"	20	20"	22"	23 3/4"	9/16"	28
1000	26'-4"	11'-0"	13'-0"	12'-0"	9'-4"	4'-0"	2'-0"	12"	16"	12	8"	11 3/4"	13 1/2"	13/16"	8	24"	27 1/2"	30"	11/16"	20	20"	22"	23 3/4"	9/16"	28
1500	30'-4"	11'-0"	13'-0"	16'-0"	9'-4"	4'-0"	2'-0"	12"	16"	12	8"	11 3/4"	13 1/2"	13/16"	8	24"	27 1/2"	30"	11/16"	20	20"	22"	23 3/4"	9/16"	28
2000	34'-2"	11'-0"	13'-0"	20'-0"	9'-4"	3'-10"	2'-0"	12"	20"	12	10"	14 1/4"	16"	15/16"	12	24"	27 1/2"	30"	11/16"	20	20"	22"	23 3/4"	9/16"	28
2500	41'-2"	11'-0"	13'-0"	26'-0"	9'-4"	4'-9"	2'-3"	12"	20"	13	10"	14 1/4"	16"	15/16"	12	24"	27 1/2"	30"	11/16"	20	20"	22"	23 3/4"	9/16"	28
3000	47'-3"	11'-0"	13'-0"	32'-0"	9'-4"	4'-11"	2'-5"	12"	20"	16	10"	14 1/4"	16"	15/16"	12	24"	27 1/2"	30"	11/16"	20	20"	22"	23 3/4"	9/16"	28
3500	53'-3"	11'-0"	13'-0"	38'-0"	9'-4"	4'-11"	2'-5"	12"	20"	16	12"	17"	16"	15/16"	12	24"	27 1/2"	30"	11/16"	20	20"	22"	23 3/4"	9/16"	28
4000	57'-4"	11'-0"	13'-0"	42'-0"	9'-4"	5'-0"	2'-6"	12"	20"	17	12"	17"	16"	15/16"	12	24"	27 1/2"	30"	11/16"	20	20"	22"	23 3/4"	9/16"	28
4500	63'-4"	11'-0"	13'-0"	48'-0"	9'-4"	5'-0"	2'-6"	12"	20"	17	12"	17"	16"	15/16"	12	24"	27 1/2"	30"	11/16"	20	20"	22"	23 3/4"	9/16"	28
5000	67'-4"	11'-0"	13'-0"	52'-0"	9'-4"	5'-0"	2'-6"	12"	20"	17	12"	17"	16"	15/16"	12	24"	27 1/2"	30"	11/16"	20	20"	22"	23 3/4"	9/16"	28
5500	74'-4"	11'-0"	13'-0"	58'-0"	9'-4"	6'-0"	3'-0"	12"	20"	18	12"	17"	16"	15/16"	12	24"	27 1/2"	30"	11/16"	20	20"	22"	23 3/4"	9/16"	28
6000	67'-3"	12'-0"	14'-0"	50'-0"	10'-3"	6'-0"	3'-0"	12"	20"	18	12"	17"	16"	15/16"	12	24"	27 1/2"	30"	11/16"	20	20"	22"	23 3/4"	9/16"	28
6500	73'-3"	12'-0"	14'-0"	56'-0"	10'-3"	6'-0"	2'-10"	12"	20"	20	12"	17"	16"	15/16"	12	24"	27 1/2"	30"	11/16"	20	20"	22"	23 3/4"	9/16"	28
7000	79'-3"	12'-0"	14'-0"	62'-0"	10'-3"	6'-0"	2'-10"	12"	20"	20	12"	17"	16"	15/16"	12	24"	27 1/2"	30"	11/16"	20	20"	22"	23 3/4"	9/16"	28
7500	65'-0"	14'-0"	16'-0"	46'-0"	12'-0"	6'-0"	2'-10"	12"	20"	20	12"	17"	16"	15/16"	12	24"	27 1/2"	30"	11/16"	20	20"	22"	23 3/4"	9/16"	28



- NOTES:
1. ACRYLIC TUBE SECTIONS FURNISHED WITH ALL BLENDERS.
 2. FOUR (4) SUPPORT LUGS FURNISHED STANDARD ON ALL BLENDERS.
 3. BLENDING BIN FURNISHED WITH CENTER ROOF OPENING (DETAIL "N"). OTHER BIN OPENINGS CAN BE FURNISHED ON REQUEST.
 4. WHEN ORDERING, SPECIFY:
 - A. BLENDER SIZE (CU. FT. WORKING CAPACITY).
 - B. MATERIAL OF CONSTRUCTION.
 - C. BLENDING CHAMBER DISCHARGE SIZE.
 5. OPTIONS:
 - A. SUPPORT LEGS.
 - B. EXTERNAL LADDER AND SAFETY CAGE (OSHA STANDARD)

GENERAL TOLERANCES	
UNLESS OTHERWISE SPECIFIED THE FOLLOWING SHALL APPLY	
MACHINING - .XX= .02 .XXX= .005 ANGLE= .50°	
SURFACE ROUGHNESS HEIGHT 63 MICRONS OR LESS	
FABRICATION - UNDER 6 6 TO 24 24 TO 60 OVER 60	
± .06 ± .12 ± .19 ± .25	
UNLESS OTHERWISE SPECIFIED DIMENSIONS ARE IN INCHES	

REV. NO.	DESCRIPTION	DATE	BY
REVISIONS			
CUSTOMER:			
CUSTOMER PO NUMBER:			
YOUNG JOB NUMBER:			
TITLE			
BIN STYLE GRAVITY BLENDER MP-1			
THE YOUNG INDUSTRIES, INC. MINCY, PENNSYLVANIA 17756 TELEPHONE: 570-546-3165			
DRAWN BY: SLB		DATE: 12/24/20	
CHECKED BY:		SCALE: 1:32	
DRAWING NUMBER		SHEET	
S-4-3787-2		1 OF 1	
		REV: 00	