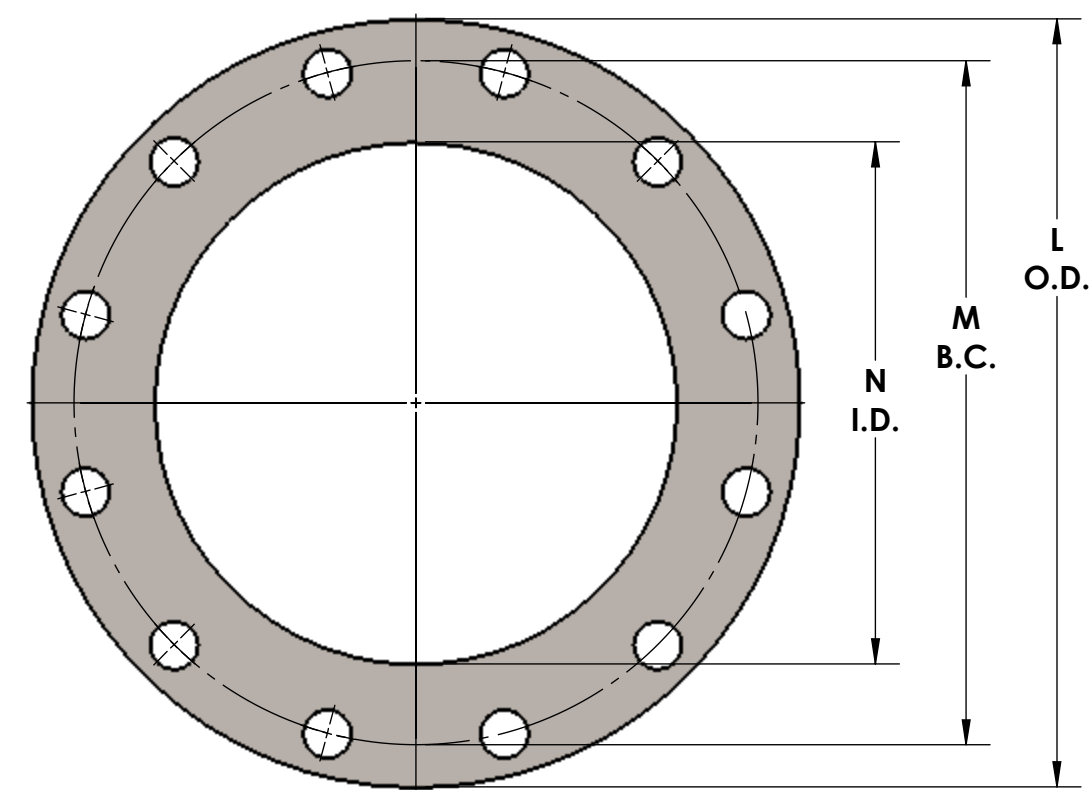
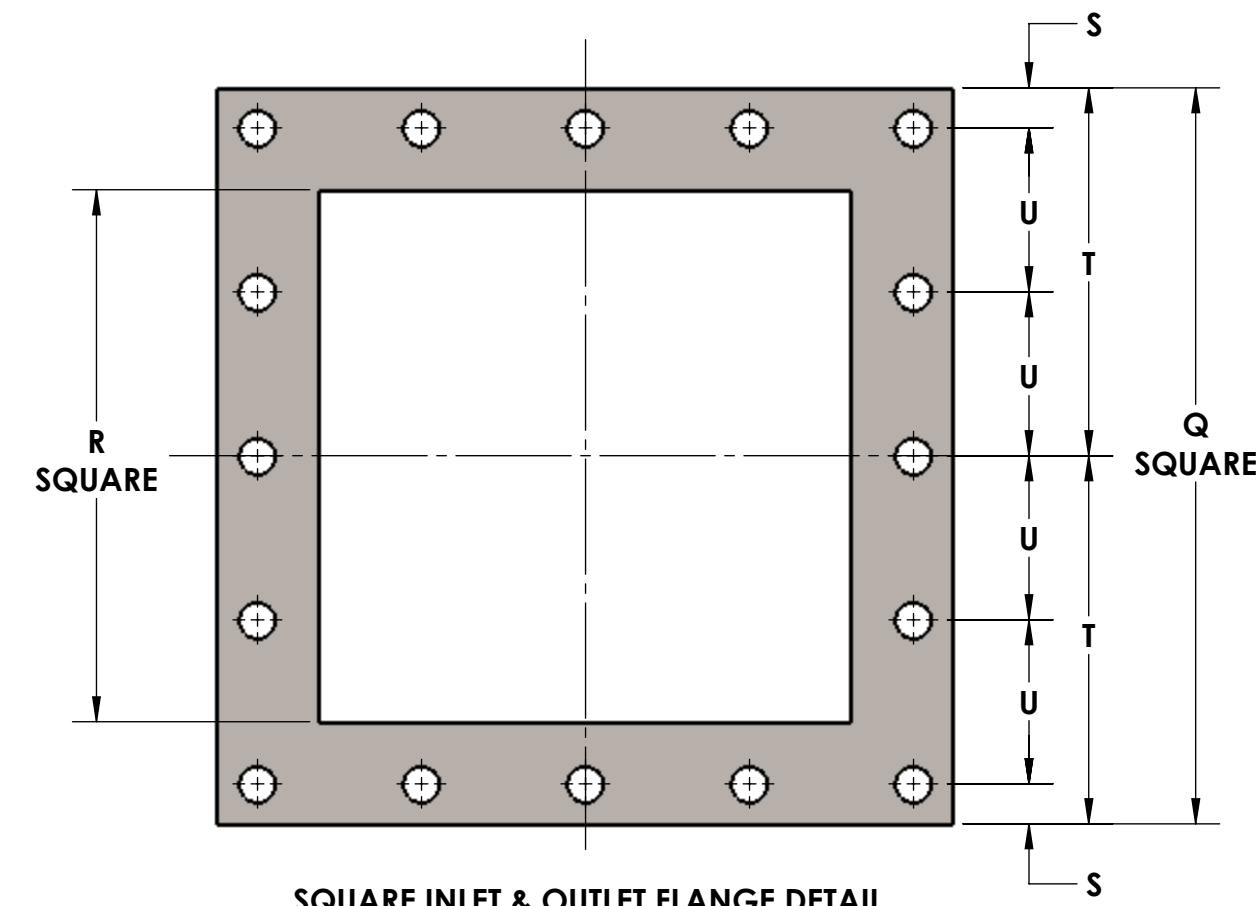


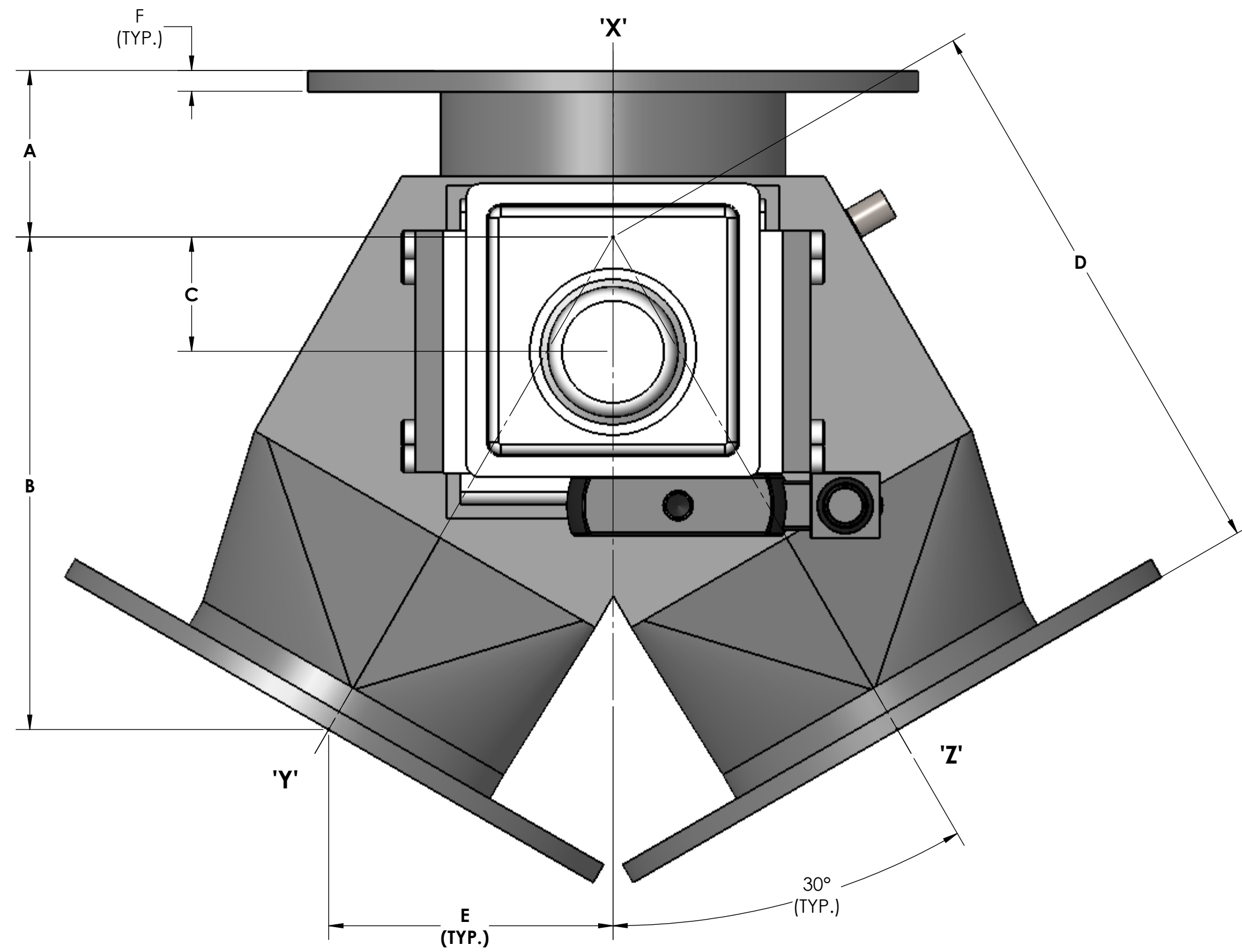
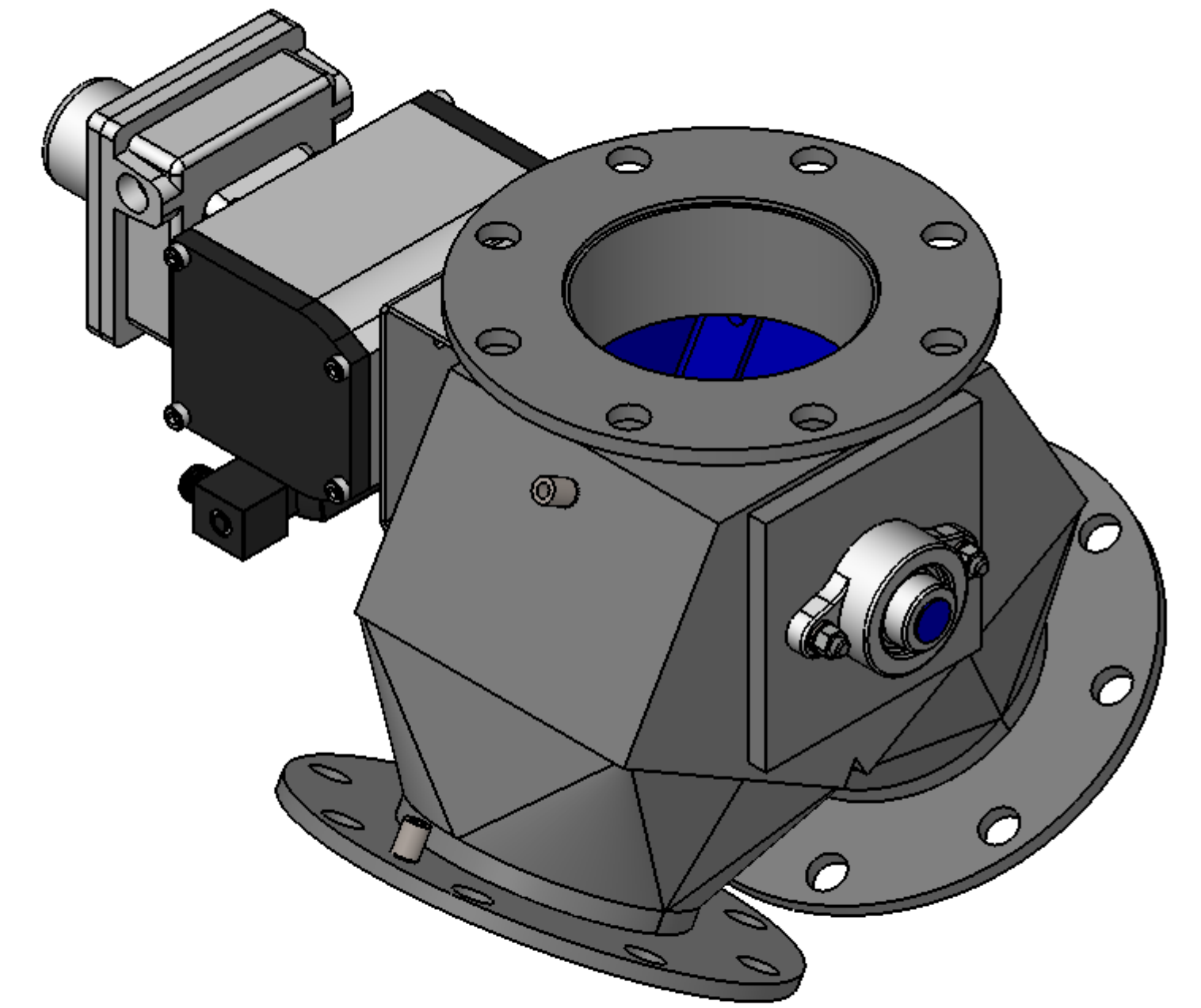
ROUND INLET & OUTLET FLANGE DETAIL
SIZES 4" THRU 8" ONLY
150# ANSI DRILLING



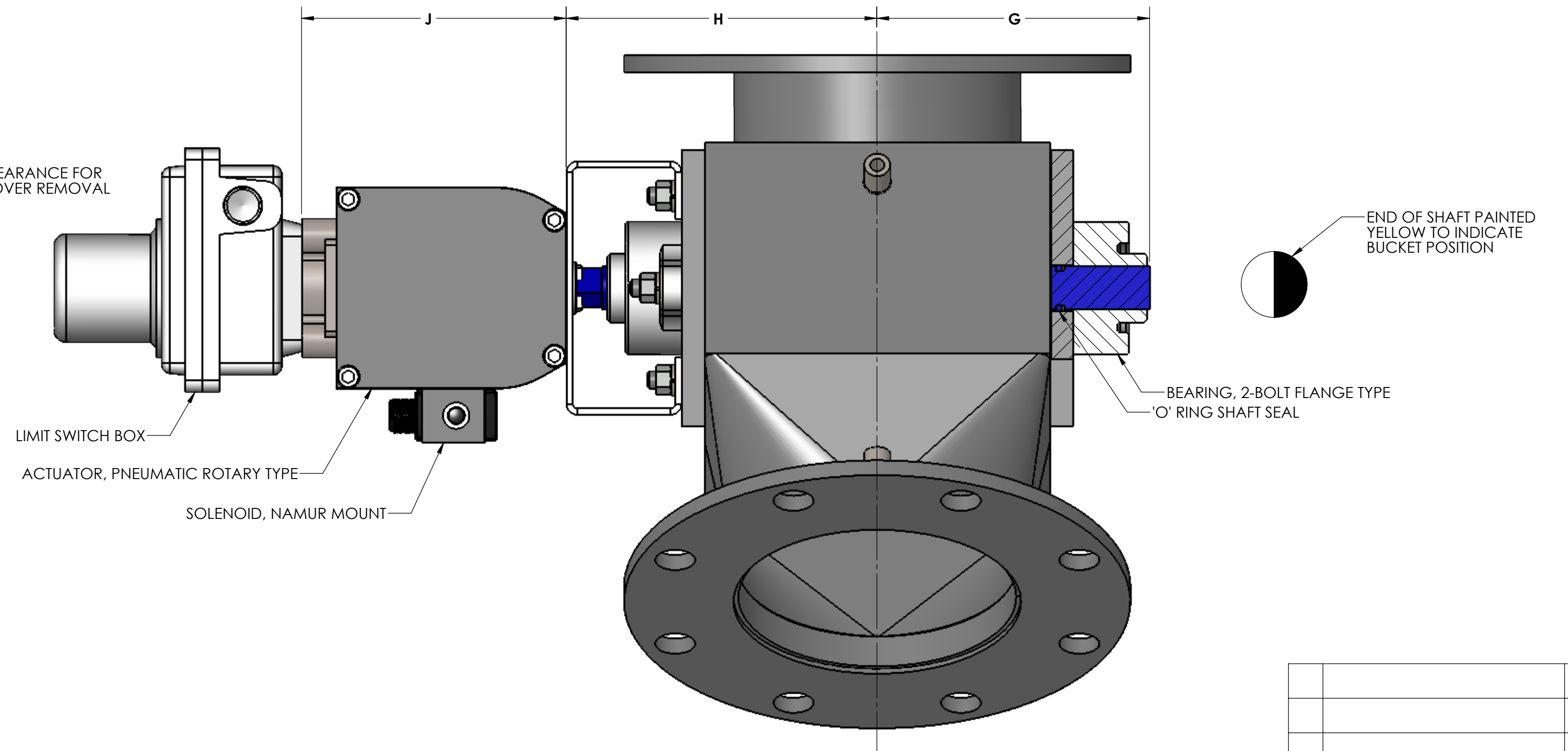
ROUND INLET & OUTLET FLANGE DETAIL
SIZES 10" THRU 16" ONLY
150# ANSI DRILLING



SQUARE INLET & OUTLET FLANGE DETAIL



NOTE:
ALLOW CLEARANCE FOR
SWITCH COVER REMOVAL



END OF SHAFT PAINTED
YELLOW TO INDICATE
BUCKET POSITION

BEARING, 2-BOLT FLANGE TYPE
O-RING SHAFT SEAL

CERTIFICATION

CUSTOMER:	CUSTOMER NO:
	Y.I. ORDER NO:
	QUANTITY:
MATERIALS OF CONSTRUCTION:	SOLENOIDS:
HOUSING:	TYPE:
SIDE PLATES:	VOLTAGE:
GATE:	ENCLOSURE:
SHAFT:	
SEAL MATERIALS:	LIMIT SWITCHES:
HOUSING:	TYPE:
GATE:	
SHAFT:	ENCLOSURE:
TYPES OF ENDS:	REMARKS:
X:	
Y:	
Z:	

Size	A	B	C	D	E	F	G	H	J	L	M	N	P	Q	R	S	T	U	V
4	3.38	7.38	1.06	8.50	4.25	.25	4.94	5.44	5.59	9.00	7.50	4.00	.75	7.50	4.00	.62	3.12	-	8
5	3.12	8.19	1.69	9.50	4.75	.25	5.44	5.94	5.59	10.00	8.50	5.00	.88	8.50	5.00	.62	3.62	-	8
6	3.00	8.88	2.06	10.25	5.12	.25	5.94	6.44	5.59	11.00	9.50	6.00	.88	9.50	6.00	.62	4.12	-	8
8	3.00	10.81	2.75	12.50	6.25	.38	6.94	7.44	5.59	13.50	11.75	8.00	.88	11.50	8.00	.62	5.12	2.56	16
10	2.62	12.56	3.75	14.50	7.25	.38	7.94	8.44	5.59	16.00	14.25	10.00	1.00	14.75	10.00	1.00	6.38	3.19	16
12	2.62	14.94	4.56	17.25	8.62	.38	8.94	9.44	5.59	19.00	17.00	12.00	1.00	16.75	12.00	1.00	7.38	3.69	16

SPECIFICATIONS ARE SUBJECT TO CHANGE WITHOUT NOTIFICATION

NOTES:

- VALVES ARE OF FABRICATED CONSTRUCTION AND AVAILABLE IN STEEL, ALUMINUM OR STAINLESS STEEL
- VALVES ARE AVAILABLE WITH ROUND OR SQUARE FLANGED ENDS, OR PLAIN ENDS

GENERAL TOLERANCES	
UNLESS OTHERWISE SPECIFIED THE FOLLOWING SHALL APPLY	
MACHINING - .XX= .02 .XXX= .005 ANGLE= .50°	
SURFACE ROUGHNESS HEIGHT 63 MICRORINCHES OR LESS	
FABRICATION - UNDER 6" 6 TO 24" 24 TO 60"	
± .06 ± .12 ± .19 ± .25	
UNLESS OTHERWISE SPECIFIED DIMENSIONS ARE IN INCHES	

REV. NO.	DESCRIPTION	DATE	BY
REVISIONS			
CUSTOMER			
CUST. NO.			
YOUNG ORDER NO.			
TITLE			
YOUNG INDUSTRIES, INC. MUNCY, PENNSYLVANIA 17756 TELEPHONE: 570-546-3165			
DRAWN BY: BMF	DATE DRAWN: 4/20/16		
CHECKED BY:	SCALE: 1:2		
DRAWING NUMBER	S-4-7510		REV:

VALVE IS DESIGNED FOR 15 PSIG (MAX) INTERNAL & DIFFERENTIAL PRESSURE @250°F