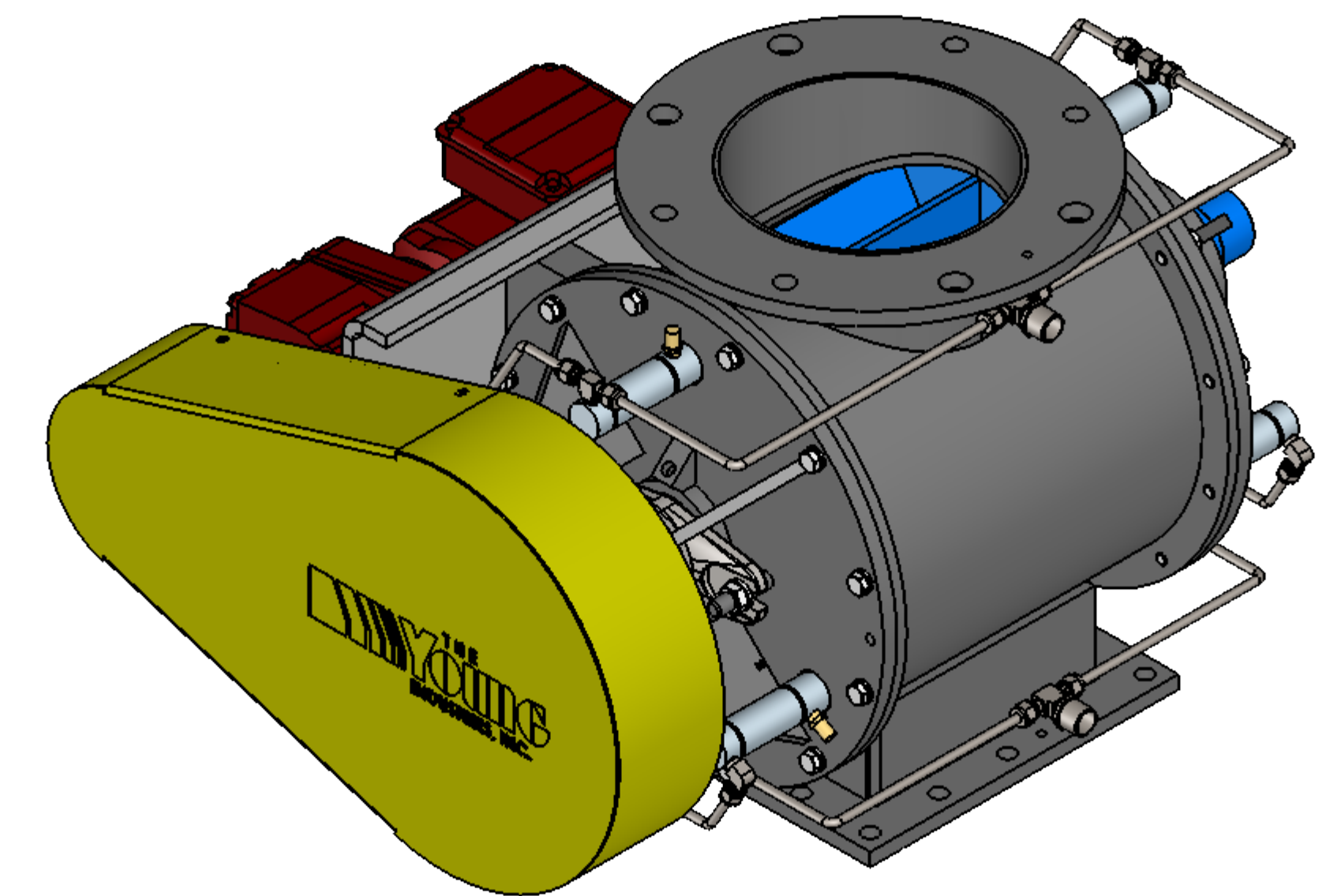
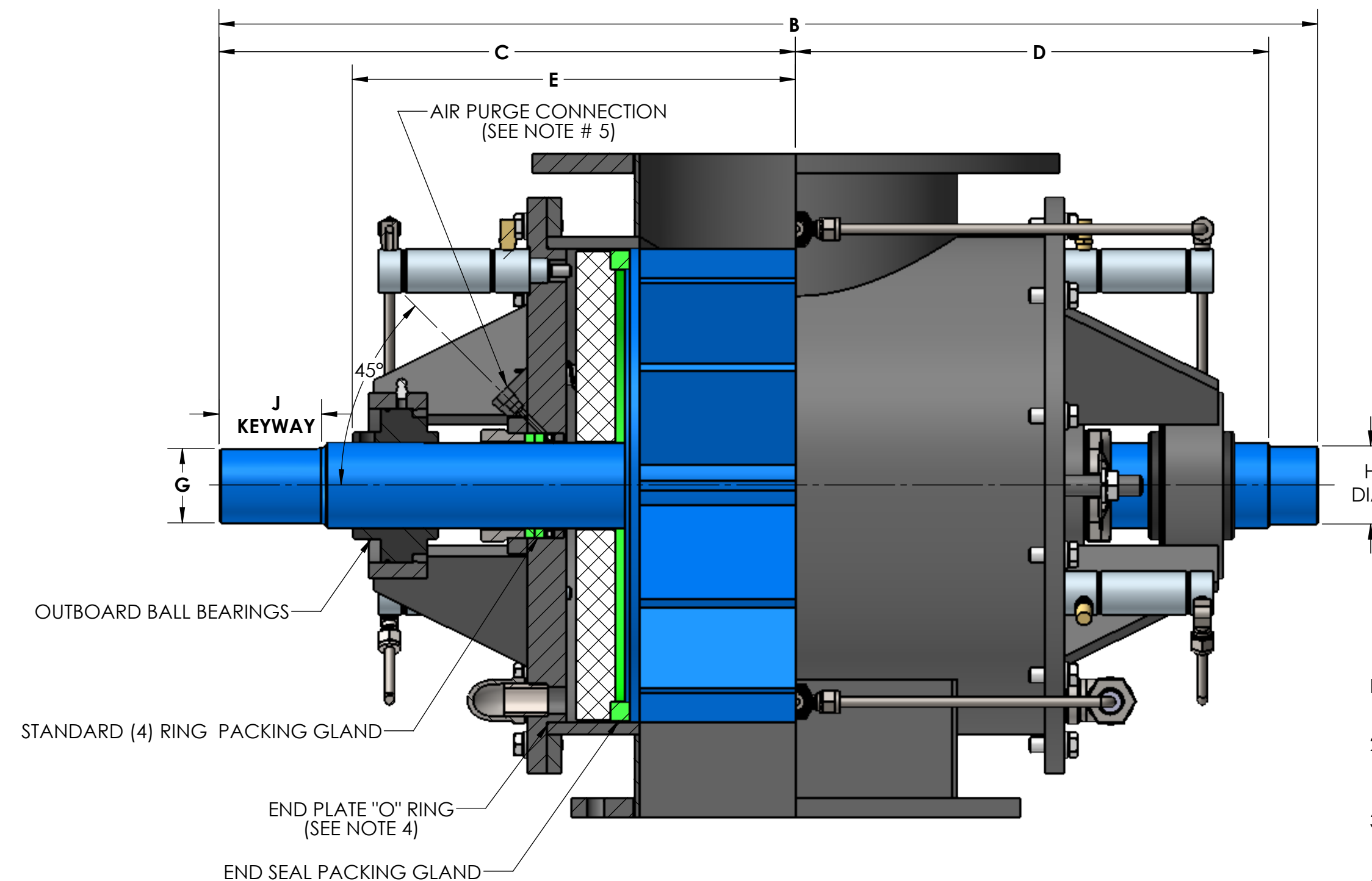
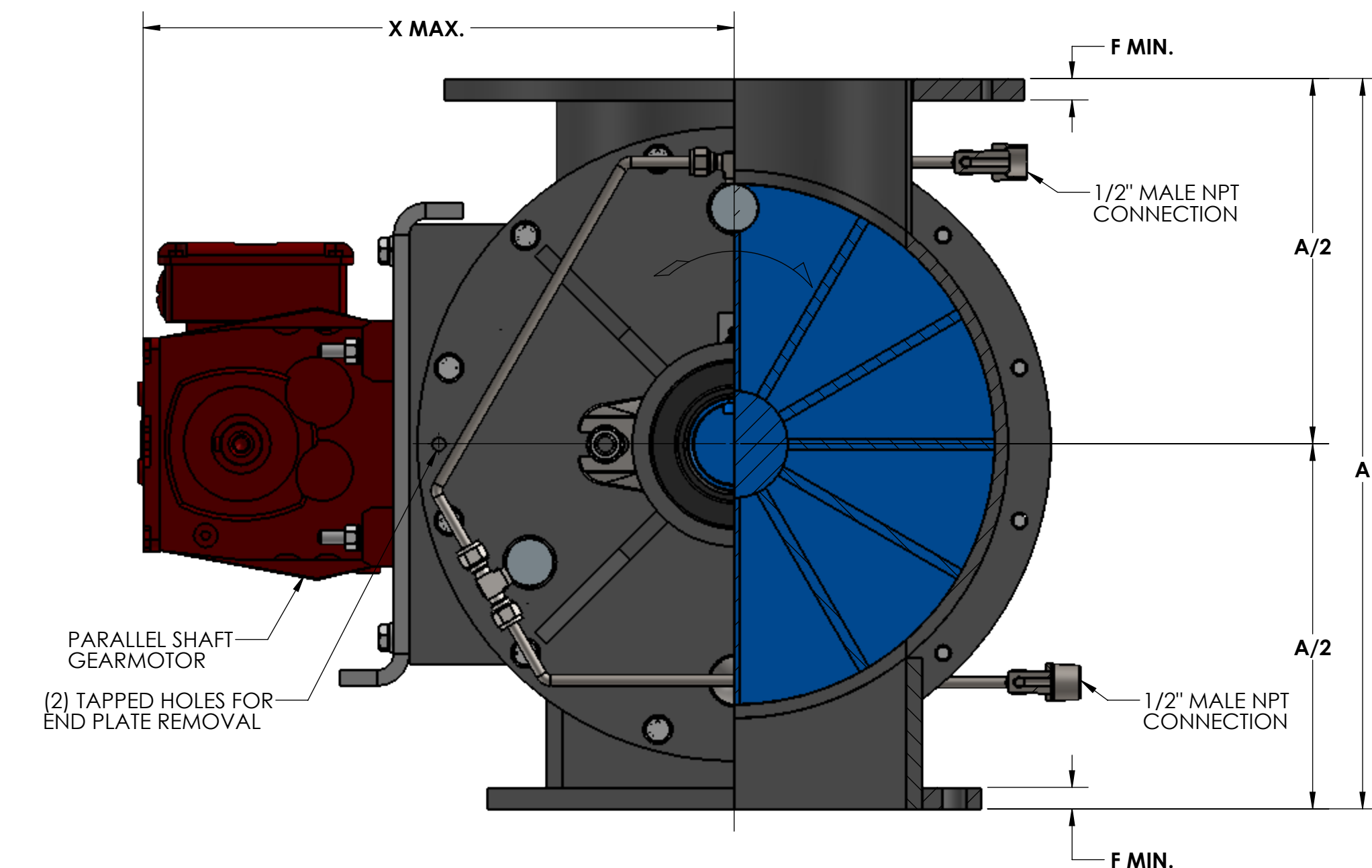


ROTOR SIZES: 4" - 18" 12-VANES



- NOTES:**
- VALVES ARE FABRICATED OF STEEL OR STAINLESS STEEL
  - VALVE HOUSINGS ARE AVAILABLE WITH EITHER A SQUARE OR ROUND INLET AND OUTLET. ROUND FLANGES MATCH 150# ANSI DRILLING
  - STANDARD HOUSINGS ARE DESIGNED FOR 15 PSI (MAX) INTERNAL & DIFFERENTIAL @ 250 DEGREES F.
  - END PLATE 'O' RINGS ARE OPTIONAL AND WILL BE FURNISHED ONLY WHEN SPECIFIED
  - AIR PURGE CONNECTIONS WITH BRASS LANTERN RINGS ARE OPTIONAL AND WILL BE FURNISHED ONLY WHEN SPECIFIED

SIZE	ROTOR CAPACITY CU.FT. PER REV.				STD. RPM	STD. H.P.	A	B	C	D	E	F	G	H	J	K	L	M	N	P	Q	R	S	T	U	V	W	X	Y		WT.
	AS	BS	CS	DS																									STD.	MAX.	
4	.049	.031	.013	.040	38	3/4	10.00	23.00	12.19	9.56	9.19	.31	1.19	1.25	.25 X .12 X 2.62	9.00	7.50	4.00	(8) .75	N/A	7.50	4.00	.63	3.12	3.00	(8) .56	N/A	12.75	19.62	24.62	240
5	.117	.071	.046	.107	38	3/4	12.00	24.75	13.06	10.44	10.06	.44	1.44	1.75	.38 X .19 X 2.62	10.00	8.50	5.00	(8) .88	N/A	8.50	5.00	.63	3.63	3.50	(8) .56	N/A	13.75	19.62	24.62	300
6	.232	.133	.080	.219	32	3/4	14.00	26.12	13.75	11.12	10.75	.44	1.94	1.75	.50 X .25 X 2.62	11.00	9.50	6.00	(8) .88	N/A	9.50	6.00	.63	4.12	4.13	(8) .56	N/A	12.88	19.62	24.62	360
8	.456	.237	.114	.439	32	1	17.00	28.12	14.75	12.12	11.75	.44	1.94	2.00	.50 X .25 X 2.62	13.50	11.75	8.00	(8) .88	N/A	11.50	8.00	.63	5.12	2.56	(16) .56	N/A	13.88	19.62	24.62	460
10	.885	.538	.122	.863	32	1	20.00	30.38	15.75	13.12	12.75	.44	2.19	2.25	.50 X .25 X 2.62	16.00	14.25	10.00	(8) 1.00	(4) .88-9 UNC	14.75	10.00	1.00	6.38	3.19	(14) .56	(2) .5-13 UNC	15.50	21.75	27.75	615
12	1.393	.681	.206	1.369	32	1	22.00	33.50	17.69	14.31	13.94	.56	2.44	2.25	.62 X .31 X 3.38	19.00	17.00	12.00	(8) 1.00	(4) .88-9 UNC	16.75	12.00	1.00	7.38	3.69	(14) .56	(2) .5-13 UNC	16.50	21.75	27.75	685
14	1.904	1.040	.484	1.882	32	1 1/2	24.00	37.62	19.75	16.38	16.00	.56	2.44	2.75	.62 X .31 X 3.38	21.00	18.75	13.00	(8) 1.12	(4) 1-8 UNC	18.00	14.00	1.00	8.00	4.00	(14) .56	(2) .5-13 UNC	17.50	22.38	28.38	810
16	3.122	1.701	.786	3.095	30	1 1/2	28.00	40.00	21.00	17.50	17.12	.62	2.94	2.75	.75 X .38 X 3.50	23.50	21.25	15.00	(12) 1.12	(4) 1-8 UNC	20.00	16.00	1.00	9.00	4.50	(14) .69	(2) .62-11 UNC	19.50	22.38	28.38	1130
18	4.228	2.278	1.035	4.200	28	2	30.00	42.00	22.00	18.50	18.12	.62	2.94	3.25	.75 X .38 X 3.50	25.00	22.75	17.00	(12) 1.25	(4) 1.12-7 UNC	22.00	18.00	1.00	10.00	5.00	(14) .69	(2) .62-11 UNC	20.62	23.25	29.25	1350

GENERAL TOLERANCES	
UNLESS OTHERWISE SPECIFIED THE FOLLOWING SHALL APPLY	
MACHINING - .XX = .02 XXXX = .005 ANGLE = .50°	SURFACE ROUGHNESS HEIGHT 63 MICRONS OR LESS
FABRICATION - UNDER 6 6 TO 24 24 TO 60 OVER 60	± .06 ± .12 ± .19 ± .25
UNLESS OTHERWISE SPECIFIED DIMENSIONS ARE IN INCHES	

REV. NO.	DESCRIPTION	DATE	BY
REVISIONS			
CUSTOMER:			
CUSTOMER PO NUMBER:			
YOUNG JOB NUMBER:			
TITLE			
YOUNG INDUSTRIES MODEL 'ES-HC' ROTARY VALVE, SIZE 4" - 24", CLASS 15 WITH PARALLEL SHAFT DRIVE, SHROUDED ROTOR STANDARD DIMENSION SHEET			
DRAWN BY: BMF		DATE: 09/12/18	
CHECKED BY:		SCALE: 1:3	
DRAWING NUMBER		SHEET	REV:
S-21101-00		1 OF 1	00