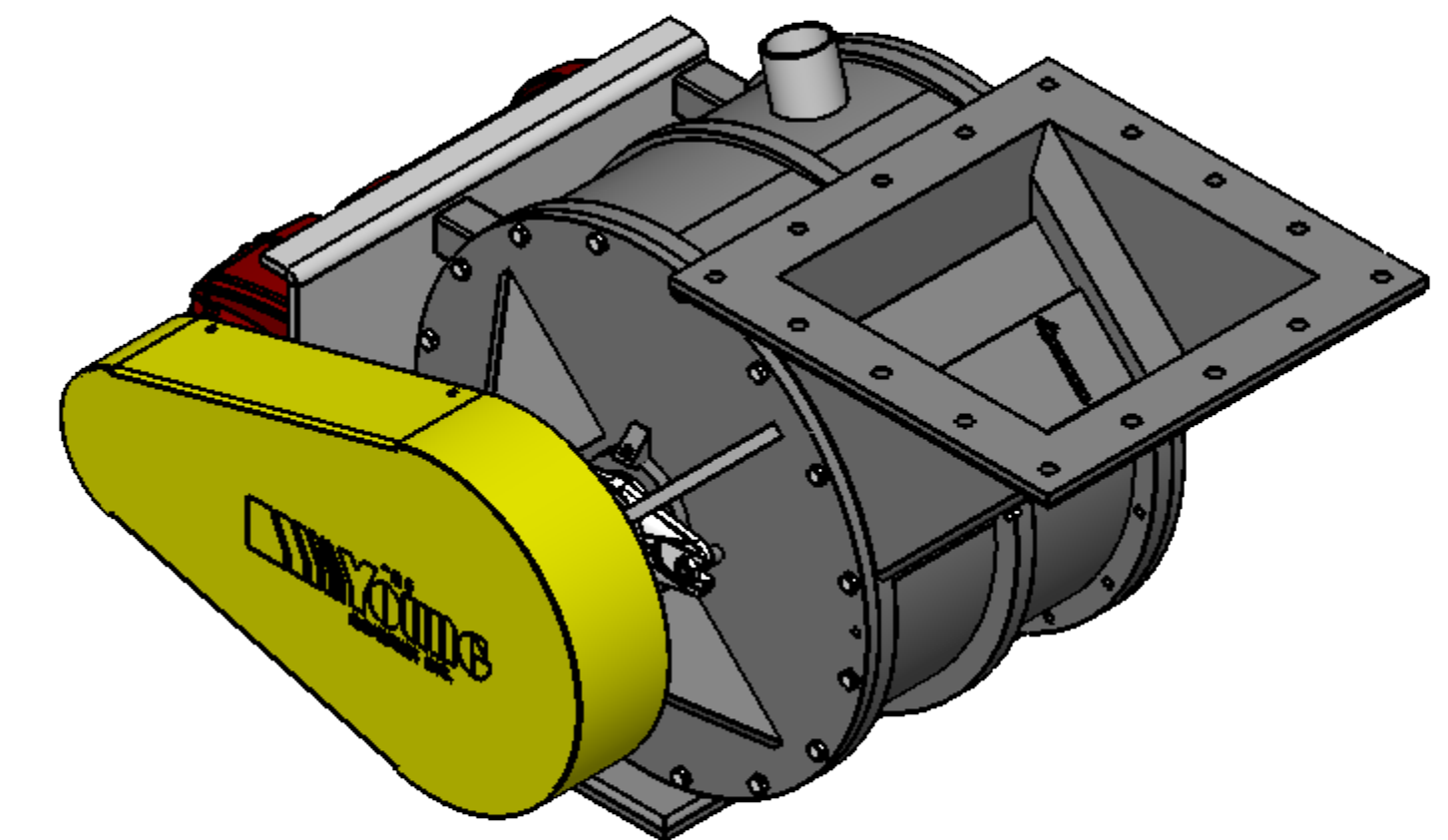
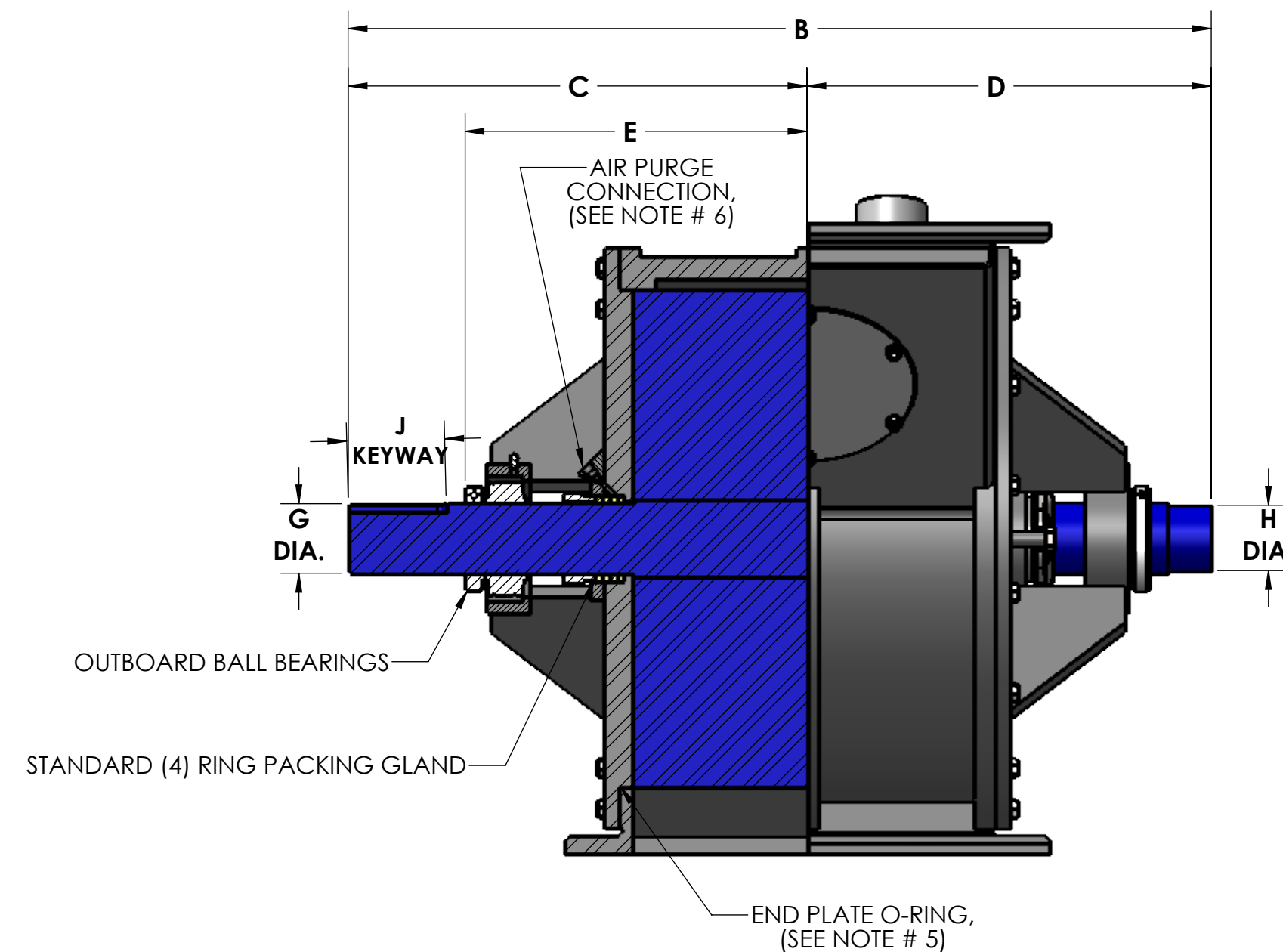
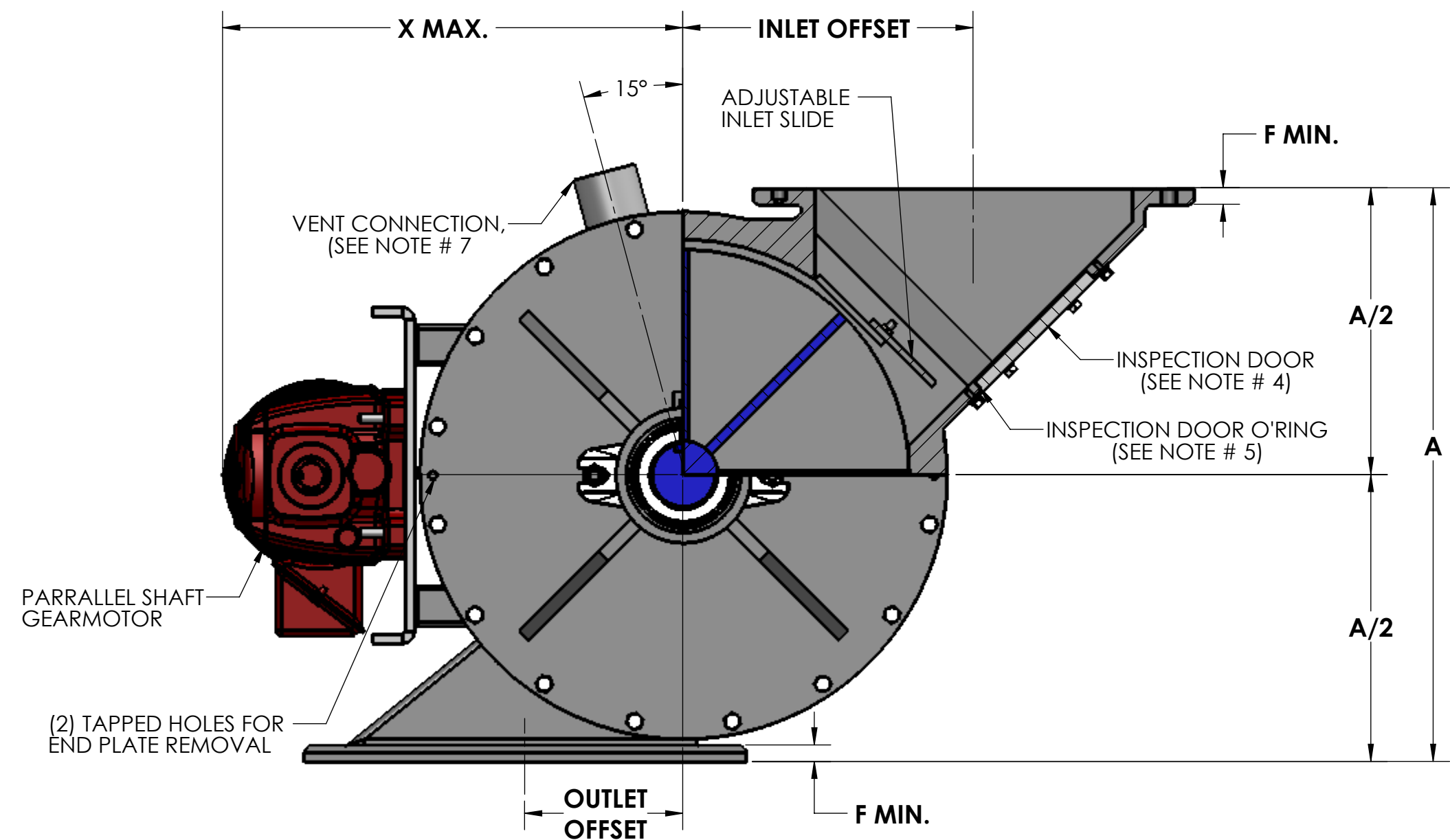
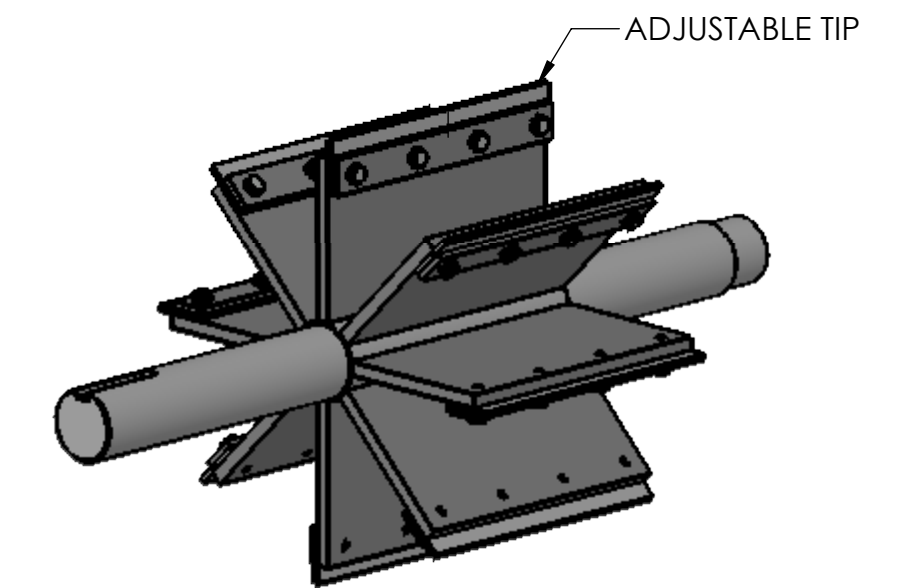
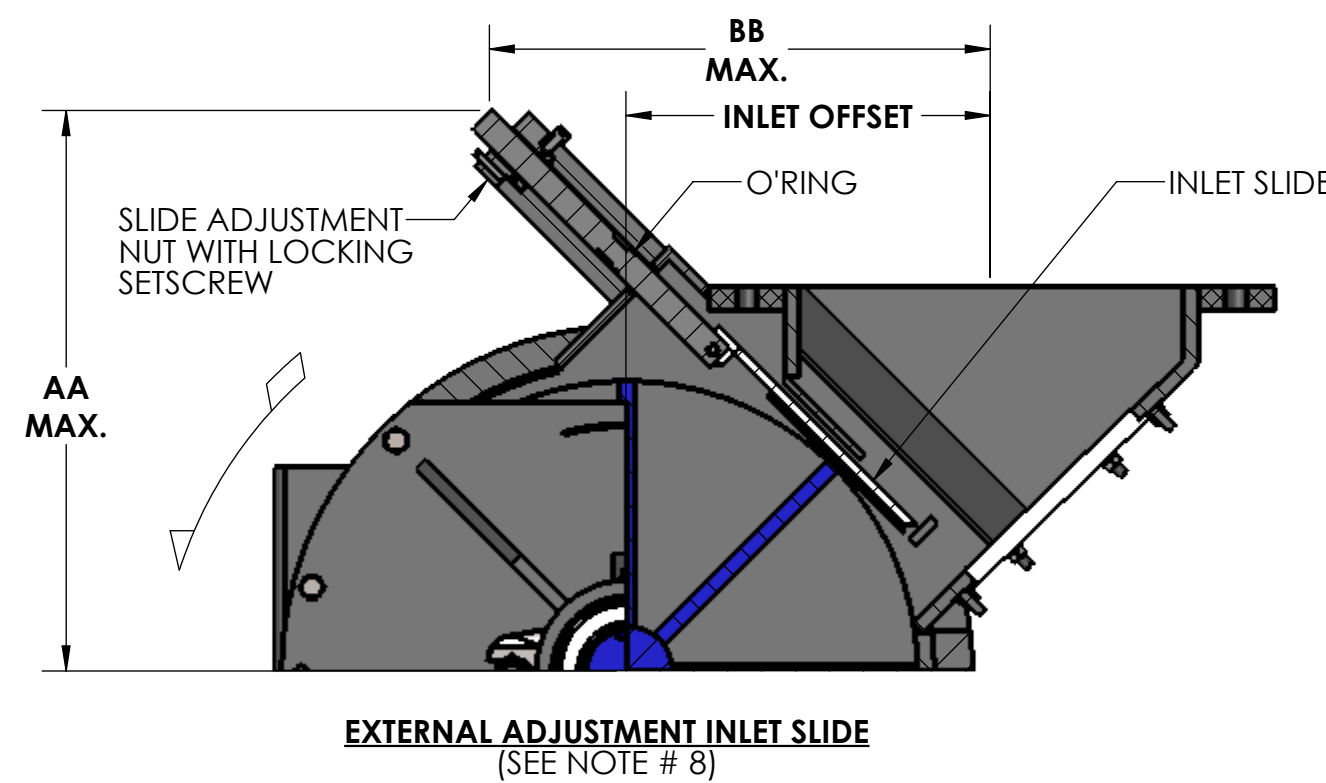


ROTOR SIZES: 4" THRU 12" - 8 VANES  
14" THRU 24" - 12 VANES



- NOTES:**
1. VALVE HOUSINGS ARE CAST OF IRON OR ALUMINUM; FABRICATED OF STEEL OR STAINLESS STEEL. ALL ROTORS ARE FABRICATED OF STEEL OR STAINLESS STEEL.
  2. VALVE HOUSINGS ARE AVAILABLE WITH A SQUARE OUTLET ONLY. FABRICATED HOUSINGS ARE AVAILABLE WITH EITHER SQUARE OR ROUND INLET ONLY. ROUND FLANGES MATCH 150# ANSI DRILLING. FLANGE DETAIL SHOWS MAXIMUM NO. OF TAPPED HOLES.
  3. STANDARD HOUSINGS ARE DESIGNED FOR 15 PSI (MAX) INTERNAL & DIFFERENTIAL @ 250 DEGREES F.
  4. INSPECTION DOOR IS STANDARD.
  5. END PLATE AND INSPECTION O-RINGS ARE OPTIONAL AND WILL BE FURNISHED ONLY WHEN SPECIFIED.
  6. AIR PURGE CONNECTIONS 1/8" NPT WITH BRASS LANTERN RINGS ARE OPTIONAL AND WILL BE FURNISHED ONLY WHEN SPECIFIED.
  7. VENT WITH SCH 10 PIPE IS OPTIONAL AND WILL BE FURNISHED ONLY WHEN SPECIFIED.
  8. EXTERNAL ADJUSTMENT INLET SLIDE IS OPTIONAL AND WILL BE FURNISHED ONLY WHEN SPECIFIED. EXTERNAL ADJUSTMENT IS AVAILABLE ONLY ON FABRICATED VALVES WITH A SQUARE INLET.

Size	ROTOR DIA x LG.	CAP. CU. FT./REV.		INLET OFFSET	OUTLET OFFSET	STD RPM	VENT SIZE	STD HP	A	B	C	D	E	F	G	H	J	K	L	M	N	P	Q	R	S	T	U	V	W	X	Y	WEIGHT C/S
		A	D																													
4	6 x 4	.0211	.0192	4.00	2.00	38	1.25	.50	10.00	19.25	10.31	7.69	7.31	.31	1.19	1.00	.25 x .12 x 2.62	9.00	7.50	4.00	(6) .56	(2) .50-13UNC-2B	7.50	4.00	.62	3.12	N/A	(6) .56	(2) .50-13UNC-2B	15.06	20.38	205
5	8 x 5	.0492	.0468	5.00	2.50	38	1.50	.50	12.00	20.50	10.94	8.31	7.94	.44	1.44	1.25	.38 x .19 x 2.62	10.00	8.50	5.00	(6) .56	(2) .50-13UNC-2B	8.50	5.00	.62	3.62	N/A	(6) .56	(2) .50-13UNC-2B	14.31	20.38	260
6	10 x 6	.0948	.092	6.00	3.00	32	1.50	.50	14.00	22.38	11.88	9.25	8.88	.44	1.94	1.75	.50 x .25 x 2.62	11.00	9.50	6.00	(6) .56	(2) .50-13UNC-2B	9.50	6.00	.62	4.12	N/A	(6) .56	(2) .50-13UNC-2B	15.38	20.38	310
8	12 x 8	.176	.174	8.00	4.00	32	2.00	.75	17.00	24.38	12.88	10.25	9.88	.44	1.94	1.75	.50 x .25 x 2.62	13.50	11.75	8.00	(12) .56	N/A	11.50	8.00	.62	5.12	2.56	(16) .56	N/A	16.38	20.38	385
10	15 x 10	.357	.354	9.50	5.00	32	2.50	.75	20.00	26.62	13.88	11.25	10.88	.44	2.19	2.00	.50 x .25 x 2.62	16.00	14.25	10.00	(15) .56	(1) .50-13UNC-2B	14.75	10.00	1.00	6.38	3.19	(15) .56	(1) .50-13UNC-2B	18.00	20.38	520
12	17 x 12	.559	.555	11.00	6.00	32	2.50	.75	22.00	29.75	15.81	12.44	12.06	.56	2.44	2.25	.62 x .31 x 3.38	19.00	17.00	12.00	(15) .56	(1) .50-13UNC-2B	16.75	12.00	1.00	7.38	3.69	(15) .56	(1) .50-13UNC-2B	19.00	21.38	660
14	19 x 13	.715	.708	12.00	6.50	32	3.00	.75	24.00	30.75	16.31	12.94	12.56	.56	2.44	2.25	.62 x .31 x 3.38	21.00	18.75	13.00	(15) .56	(1) .50-13UNC-2B	18.00	13.00	1.00	8.00	4.00	(11) .56	(5) .50-13UNC-2B	19.94	21.38	885
16	23 x 15	1.218	1.203	15.00	7.50	30	3.50	1.50	28.00	34.62	18.31	14.81	14.44	.62	2.94	2.75	.75 x .38 x 3.50	23.50	21.25	15.00	(15) .69	(1) .62-11UNC-2B	20.00	15.00	1.00	9.00	4.50	(11) .69	(5) .62-11UNC-2B	23.00	25.75	1,260
18	25 x 17	1.650	1.641	16.00	8.50	28	3.50	1.50	30.00	36.62	19.31	15.81	15.44	.62	2.94	2.75	.75 x .38 x 3.50	25.00	22.75	17.00	(16) .69	N/A	22.00	17.00	1.00	10.00	5.00	(12) .69	(4) .62-11UNC-2B	24.06	25.75	1,510
20	28 x 19	2.369	2.362	18.00	9.50	28	4.00	2.00	36.00	41.38	22.38	17.50	17.12	.75	3.19	3.25	.75 x .38 x 4.50	27.50	25.00	19.00	(16) .75	N/A	25.50	19.00	1.25	11.50	5.75	(12) .81	(4) .75-10UNC-2B	26.62	25.75	2,200
22	32 x 21	3.476	3.469	20.00	10.50	26	5.00	2.00	40.00	45.75	24.81	19.44	19.06	.75	3.69	3.75	.88 x .44 x 5.00	29.75	27.25	21.00	(16) .75	N/A	27.50	21.00	1.25	12.50	6.25	(12) .81	(4) .75-10UNC-2B	28.62	25.75	2,730
24	34 x 23	4.333	4.309	22.00	11.50	24	5.00	2.00	42.00	47.75	25.81	20.44	20.06	.75	3.75	3.75	.88 x .44 x 5.00	32.00	29.50	23.00	(16) .75	N/A	29.50	23.00	1.25	13.50	6.75	(12) .81	(4) .75-10UNC-2B	29.62	25.75	3,000

SPECIFICATIONS ARE SUBJECT TO CHANGE WITHOUT NOTIFICATION

REV. NO.	DESCRIPTION	DATE	BY
REVISIONS			
CUSTOMER			
CUST. NO.			
YOUNG ORDER NO.			
TITLE			
YOUNG INDUSTRIES MODEL 'SE' ROTARY VALVE, SIZE 4" - 24", CLASS 15 WITH PARALLEL SHAFT DRIVE, OPEN ROTOR STANDARD DIMENSION SHEET			
<b>THE YOUNG INDUSTRIES, INC.</b> MUNCY, PENNSYLVANIA 17756 TELEPHONE: 570-546-3165			
DRAWN BY: BMF	DATE DRAWN: 3/21/16		
CHECKED BY:	SCALE: 1:5		
DRAWING NUMBER		REV:	

GENERAL TOLERANCES	
UNLESS OTHERWISE SPECIFIED THE FOLLOWING SHALL APPLY	
MACHINING - .XX = .02 XXX = .005 ANGLE = .50°	
SURFACE ROUGHNESS HEIGHT 63 MICRONS OR LESS	
FABRICATION - UNDER 6" 6 TO 24" 24 TO 60" OVER 60"	
± .06 ± .12 ± .19 ± .25	
UNLESS OTHERWISE SPECIFIED DIMENSIONS ARE IN INCHES	

S-4-6437